HIOS

Electric Screwdriver

General catalog 09B

The English version

Classic Design CL-6500
Since 1977

HIOS®
www.hios.com

Hios Inc.

111-6, Akiyama, Matsudo City, Chiba Pref., Japan
Phone: +81 (Japan) 47-392-2001
Facsimile: +81 (Japan) 47-392-7773

Service Center in Shenzhen
HIOS (Shenzhen) Co., LTD
11CD Room New Times Plaza 1 Taizi Road Shekou Nanshan
District Shenzhen Guangdong Province China
Phone : +86-755-26674278
Facsimile : +86-755-26858347

Cautions for safety	Cations for safety. Read the instruction manual carefully before use and operate the screwdriver for its intended purpose. Always use the specified current and Voltage.

- Please note that the specifications and appearance may change as improvements are made.
- Using copies or reproductions of this general catalog without permission is prohibited.
- The information presented in this catalog are current as of September 2009.
- Catalog number :EK-A001

100% Recycled Paper
PRINTED WITH SOYINK™

Contents

List of Screw drivers / Variations pp.1-2
CL Series pp.3-4
SS Series / α Series pp.5-6
Power Supply for DC drivers pp.7-8
VZ Series pp.9-10
Power Supply with Screw Counter p.11
CD Series / SB Series / Peripherals p.12
Digital Torque Meter Series p.13-14
Automatic Screw Feeder pp.15-16
Mouthpieces for Suction drivers / Exchange Bit pp.17-18
Order Codes pp.19-22

Standard specifications

(See the icon on each page for standard driver specifications)

RoHS ..... The screwdriver is RoHS compliant.

CE ..... Products meet European safety standards.

UL ..... Meet UL standard.

External dimensions can be viewed in DXF file format from the HIOS home page. *Special software is required to view DXF files.

DXF File ➡ www.hios.com

Electric Screwdrivers List

	Model	Output Torque Range (kgf • cm) / (N • m)	Unloaded Rotation Speed (r.p.m.) (HI / LOW)	Screw Size (mm) Small Size Screw	Screw Size (mm) Tapping screw	Used in assembling
DC Type	CL-2000		680 / 490	1.0 - 2.3	1.0 - 2.0	Cameras, watches, eyeglasses, cell phones, digital cameras, hard disks, CD drives, optical pickups, car audios, car navigation monitors, mini video recorders, small calculators
DC Type	CL-3000		1000 / 670	1.0 - 2.0	1.0 - 1.7	
DC Type	CL-4000		1000 / 690	1.4 - 2.6	1.4 - 2.3	
DC Type	CL-6000		800 / 500	2.0 - 3.0	2.0 - 2.6	Automobile parts, computers, printers, TVs, air conditioners, fan heaters, TV games, fax machines, communications equipment, copiers, scanners, laptop computers, jet printers, laser printers, satellite TV antennas, video recorder, car door mirrors, toys, electronic clinical thermometers
DC Type	CL-6500		900 / 600	2.0 - 4.0	2.0 - 3.0	
DC Type	CL-7000		750 / 500	2.0 - 5.0	2.0 - 4.0	
DC Type	CL-9000		530 (HI only)	4.0 - 6.0	4.0 - 6.0	Electrical components, computer parts, automobile compressors, pressurization equipment
DC Type	SS-2000		680 /490	1.0-2.3	1.0-2.0	High density boards, hard disks, car navigation monitor, CD, MD and DVD players, digital cameras, cell phones, watches
DC Type	SS-3000		1000 / 670	1.0 - 2.0	1.0 - 1.7	
DC Type	SS-4000		1000 / 690	1.4 - 2.6	1.4 - 2.3	
DC Type	SS-6500		900 / 600	2.0 - 3.0	2.0 - 3.0	
DC Type	SS-7000		750 / 500	2.0 - 4.0	2.0 - 4.0	
DC Type	α-4500		1700/1200	2.0 - 3.0	2.0 - 2.6	TVs, communications equipment, copiers, fax machines, computers, POS systems, automobile parts, car door mirrors, taillights, headlights, electronic pianos, TV games, toys
DC Type	α-5000		1000 / 700	2.0 - 3.0	2.0 - 3.0	
DC Type	α-6500		1700 / 1200	3.0 - 4.0	2.6 - 3.0	
AC Type	VZ-1510 (100V)		1000	2.0 - 4.0	2.0 - 3.0	Home lighting equipment, pressurization equipment, washing machines
AC Type	VZ-1820 (120V)		2000	2.6 - 4.0	2.6 - 3.0	Automobile parts, car audios, car navigation monitors, air conditioners, office lighting equipment, car door mirrors, taillights, headlights, gas fixtures, vacuum cleaners, TV games, video recorders, communications equipment, copiers, laser printers, microwave ovens, TVs, power tools
AC Type	VZ-3012 (120V)		1200	3.0 - 5.0	3.0 - 4.0	
AC Type	VZ-4506 (120V)		600	3.0 - 5.0	2.6 - 4.0	
AC Type	VZ-1812 (220V-240V)		1200	2.6 - 4.0	2.6 - 3.0	
AC Type	VZ-3007 (220V-240V)		700	3.0 - 5.0	3.0 - 4.0	
AC Type	VZ-4504 (220V-240V)		400	3.0 - 5.0	2.6 - 4.0	

Variations

HIOS screwdriver provides several assembly solutions with variations of its functions.

Variation chart

A Q	B ESD	C Q-CR-ESD	D NL	E OPC
Suction	Anti-static electricity features	Clean room and anti-static electricity features	Electrical noise is more subdued than in standard tools	Screwdriver for screw counter

* The suction attachment sold separately.

Q

Variation ▶ A

Suction Type

A suction attachment has been installed as standard on the screwdriver. The vacuum assists in picking screws up. Screws that cannot be picked up magnetically, as well as minus screws, can also be picked up with the suction device, while dust generated during screw tightening is also eliminated.

AC Type Combination of VZ suction screwdriver



DC Type Combination of CL, SS, α suction screwdriver

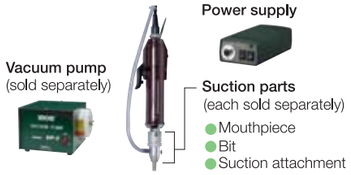

Suction parts

Standard screwdrivers can be equipped for suction head operation by fitting them with the suction attachment.

Parts of suction fitting

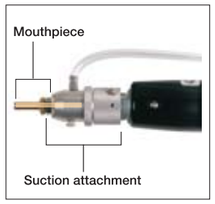

Mouthpiece

F3-00

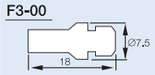

Used with CLQ-2000,CLQ-3000, CLQ-4000, αQ-4500, αQ-5000, SSQ-2000,SSQ-3000,SSQ-4000, VZQ-1510,

F6-00

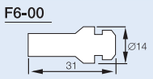

Used with CLQ-6000,CLQ-6500, CLQ-7000,SSQ-6500,SSQ-7000, αQ-6500 ,VZQ-1812,VZQ-1820, VZQ-3007,VZQ-3012,VZQ-4504, VZQ-4506

① Suction screwdriver needs (A) and (B) separately.
② To put suction function to standard screwdriver, (A),(B),(C) are needed.

	Model	(A) Mouthpiece model (Refer to p.17)	(B)※1 Bit length (Refer to p.17)	(C) Suction attachment model
DC Type	CLQ-2000	F3- standard 18 mm	H4 60 mm	CLQ2-SET
DC Type	CLQ-3000,4000			CLQ4-SET
DC Type	CLQ-6000,6500,7000	F6- standard 31 mm	H5 80 mm	CLQ65-SET
DC Type	SSQ-2000	F3- standard 18 mm	H4 60 mm	CLQ2-SET
DC Type	SSQ-3000,4000			CLQ4-SET
DC Type	SSQ-6500, 7000	F6- standard 31 mm	H5 80 mm	CLQ65-SET
DC Type	αQ-4500,5000	F3- standard 18 mm	H4 60 mm	CLQ4-SET
DC Type	αQ-6500	F6- standard 31 mm	H5 80 mm	CLQ65-SET
AC Type	(100V) VZQ-1510	F3- standard 18 mm	H4 60 mm	VZQ10-SET
AC Type	(120V) VZQ-1820, 3012,※2 4506	F6- standard 31 mm	H5 100 mm or 6.35 mm hex bit (Dimension chart below)	VZQ18-SET ※3
AC Type	(230V) VZQ-1812, 3007,※2 4504			

※1 A longer bit than the standard type is required.
※2 VZQ-4506/VZQ-4504 are 6.35mm hex bit only.
※3 VZQ18-SET cannot use with other option attachment.
Please refer to the order code table for ordering suction attachment.

For usage of Hex 6.35 Bit



Attention:
Mouthpiece F6-01/F6-02/F6-03/F6-09 are not available. (Refer to p.17)

ESD

Variation ▶ B

Anti-static electricity features

Anti-electrostatic material used in manufacture of the body case, switches, lever and power cord to protect against electrostatic charge accumulations.

- Surface resistance: $10^4\ \Omega$

NL

Variation ▶ D

Noiseless Specifications CE

These reduce electrical noise generated by the screwdriver. Note that all models in the α and SS series include these as standard specifications.

Q-CR-ESD

Variation ▶ C

Clean room,anti-static electricity features

The screwdrivers is equipped with a Vacuum pipes as well as a suction head to insure complete remover of fine particles generated by the screw tightening process in clean rooms.

- Surface resistance: $10^4\ \Omega$
- Cleanliness class 100

OPC (100V Only)

Variation ▶ E

Screwdriver for screw counter

Operates with the screw counter VZOP-STC to ensure that all screws are tightened. The screwdriver can be operated in ordinary and reverse directions as well as providing torque increase signals (after screw tightening is complete).

* Refer to p10 for screw counters

CL Series

Low Voltage DC type

Handle low-torque tightening jobs with confidence!

- This screwdriver is especially designed to deliver low torque for accurate and stable fastening of precision screws.
- Model CL-2000 has a coreless motor with an especially long life.
- These mini type screwdrivers are suitable for those who prefer a light, compact tool.
- Running on low voltage, direct current, this tool is designed for safety.

■Variation chart

A Q	B ESD	C Q-CR-ESD	D NL※
Suction	Anti-static electricity features	Clean room and anti-static electricity features	Electrical noise is more subdued than in standard tools

※CE NL Type is CE mark compliant

Lever Start Type

CL-2000

CE RoHS Weight: 200 g

Variations

A	B	C	D
●	●	–	

CL-2000 is CE mark compliant

CL-3000

RoHS Weight: 350 g

Variations

A	B	C	D
●	●	●	●

CL-4000

RoHS Weight: 380 g

Variations

A	B	C	D
●	●	●	●

Push-to-Start Type

Unit: mm

CL-3000PS

RoHS Weight: 390 g

Variations

A	B	C	D
●	●	–	●

CL-4000PS

RoHS Weight: 430 g

Variations

A	B	C	D
●	●	–	●

■Accessories for better operation

Push-start grip attachment

PS-1 · PS-2

Converts the starting system of a mini size driver from lever-start to push-start.

RoHS

Compatible model:

PS-1: CL-4000 PS-2: CL-3000

Specifications

Lever Start type Model		CL-2000	CL-3000	CL-4000
Push-to-Start type Model			CL-3000PS	CL-4000PS
Output Torque Range	N•m	0.02 - 0.2	0.03 - 0.2	0.1 - 0.55
	lbf•in	0.17 - 1.7	0.3 - 1.7	0.9 - 4.8
	(kgf•cm)	(0.2 - 2)	(0.3 - 2)	(1 - 5.5)
Torque Switching		Stepless Adjustment	Stepless Adjustment	Stepless Adjustment
Unloaded Rotation Speed (r.p.m)	HI	680	1000	1000
	LOW	490	670	690
Screw Size (mm)	Small Size Screw	1.0 - 2.3	1.0 - 2.0	1.4 - 2.6
	Tapping Screw	1.0 - 2.0	1.0 - 1.7	1.4 - 2.3
Bit Type		Hios H4	Hios H4	Hios H4 or 1/4HEX
Power Pack	LHT-30	○	○	–
	LVT-30	○	○	–
	CLT-30	○	○	–
	CLT-60	○	○	○
	CLT-100	○	○	○
	MC-70L	○	○	○
Accessories: Bit	(H4)	+#0(Ø2.0 x 40 mm) 1 piece +#0(Ø2.5 x 40 mm) 1 piece	+#0(Ø2.0 x 40 mm) 1 piece +#0(Ø2.5 x 40 mm) 1 piece	+#0(Ø2.0 x 40 mm) 1 piece +#1(Ø4.0 x 40 mm) 1 piece
	(1/4 HEX)			+#1(Ø5 x 50 mm) 1 piece +#2(Ø5 x 50 mm) 1 piece -(Ø5 x 50 mm) 1 piece
Accessories: Spring		Yellow	Gold	Blue
Accessories: Carbon brush (Order code)			1 pair (A45-0420)	1 pair (CL4-0420)
Accessories: Cord Length (m)		1.5 m (5P)	1.5m (5P)	1.5m (5P)

Ordercode

→P19

Model CL-2000's carbon brushes are located in a sealed case that cannot be opened for replacement by the user. In our test, they will last for 3-4 years when 6,000 operations are conducted daily (depends on the conditions of use).

CL Series

Low Voltage DC type

Well suited for many kinds of operations requiring a wide range of torque values

- This driver has been a long favorite of users who perform precision assembly, for its operability, reliability and stability.
- Has a grip designed for ease of operation over long work periods.
- Running on low voltage, direct current, this tool is designed for safety.

■Variation chart

A Q	B ESD	C Q-CR-ESD	D NL※
Suction	Anti-static electricity features	Clean room and anti-static electricity features	Electrical noise is more subdued than in standard tools

※CE NL Type is CE mark compliant

Lever Start Type

CL-6000

RoHS Weight: 600 g

Variations

A	B	C	D
●	●	●	●

CL-6500

RoHS Weight: 660 g

Variations

A	B	C	D
●	●	●	●

CL-7000

RoHS Weight: 750 g

Variations

A	B	C	D
●	●	●	●

CL-9000 (with shockless stand)

RoHS

Variations

A	B	C	D
–	–	–	●

weight: 2,360g

(Includes the weight of the screwdriver cord and slide arm)

Push-to-Start Type

Unit: mm

CL-6000PS

RoHS Weight: 600 g

Variations

A	B	C	D
●	●	●	●

CL-6500PS

RoHS Weight: 660 g

Variations

A	B	C	D
●	●	●	●

CL-7000PS

RoHS Weight: 750 g

Variations

A	B	C	D
●	●	●	●

■Accessories for better operation

Pistol attachment

PA-65

This attachment converts a standard driver to a pistol-style driver.

RoHS

Compatible model:

CL-6000,CL-6500,CL-7000

Angle attachment

ANGL-Z (For Hios shanks)

ANGLX-Z (For hex shanks)

Attach to the end of the driver when there isn't enough space for a standard driver to tighten the target screw.

*Please keep output torque to within 1.5N・m

RoHS

Compatible model:

CL-6000,CL-6500,CL-7000

(Lever Start type only)

Specifications

Lever Start type Model		CL-6000	CL-6500	CL-7000	
Push-to-Start type Model		CL-6000PS	CL-6500PS	CL-7000PS	CL-9000
Output Torque Range	N•m	0.2 - 1	0.3 - 1.6	0.3 - 2.5	1.2 - 5
	lbf•in	1.7 - 8.8	2.6 - 14	2.6 - 22	10 - 43
	(kgf•cm)	(2 - 10)	(3 - 16)	(3 - 25)	(12 - 50)
Torque Switching		Stepless Adjustment	Stepless Adjustment	Stepless Adjustment	Stepless Adjustment
Unloaded Rotation Speed (r.p.m)	HI	800	900	750	530
	LOW	500	600	500	
Screw Size (mm)	Small Size Screw	2.0 - 3.0	2.0 - 4.0	2.0 - 5.0	4.0 - 6.0
	Tapping Screw	2.0 - 2.6	2.0 - 3.0	2.0 - 4.0	
Bit Type		Hios H5 or 1/4HEX	Hios H5 or 1/4HEX	Hios H5 or 1/4HEX	1/4 HEX
Power Pack	CLT-60	○	○	○	–
	CLT-100	○	○	○	–
	MC-70L	○	○	○	–
	CLT-75	–	–	–	○
Accessories: Bit	(H5)	+#1(Ø5 x 60 mm) 1 piece +#2(Ø5 x 60 mm) 1 piece	+#1(Ø5 x 60 mm) 1 piece +#2(Ø5 x 60 mm) 1 piece	+#1(Ø5 x 60 mm) 1 piece +#2(Ø5 x 60 mm) 1 piece	
	(1/4 HEX)	+#1(Ø5 x 50 mm) 1 piece +#2(Ø5 x 50 mm) 1 piece -(Ø5 x 50 mm) 1 piece	+#1(Ø5 x 50 mm) 1 piece +#2(Ø5 x 50 mm) 1 piece -(Ø5 x 50 mm) 1 piece	+#1(Ø5 x 50 mm) 1 piece +#2(Ø5 x 50 mm) 1 piece -(Ø5 x 50 mm) 1 piece	+#2(Ø7 x 100 mm) 1 piece +#3(Ø7 x 100 mm) 1 piece
Accessories: Spring			White	Yellow	
Accessories: Carbon brush (Order code)		1 pair (CL65-0490)	1 pair (CL65-0490)	1 pair (CL65-0490)	
Accessories: Cord Length (m)		2 m (5P)	2 m (5P)	2 m (5P)	2 m (5P)

Ordercode

→P19

SS Series

Low Voltage DC type

Optimal tool for assembly of precision parts! A vibration-absorbing screwdriver

- Designed to reduce shock wave energy while the clutch is operating to minimize the effects of vibrations or impacts on the work. The optimal tool for assembly of hard disks, liquid crystal displays, high-density boards or other precision parts.

■Variation chart

A Q	B ESD	C Q-CR-ESD	D NL※
Suction	Anti-static electricity features	Clean room and anti-static electricity features	Electrical noise is more subdued than in standard tools

※SS series has NL future as standard

Lever Start Type

Unit: mm

SS-2000

Weight: 200 g

Variations

A	B	C	D
●	●	–	

SS-3000

Weight: 350 g

Variations

A	B	C	D
●	●	●	

SS-4000

Weight: 400 g

Variations

A	B	C	D
●	●	●	

SS-6500

Weight: 660 g

Variations

A	B	C	D
●	●	●	

SS-7000



Weight: 750 g

Variations

A	B	C	D
●	●	●	

Push-to-Start Type

SS-3000PS

Weight: 390 g

Variations

A	B	C	D
●	●	–	

SS-4000PS

Weight: 450 g

Variations

A	B	C	D
●	●	–	

■Accessories for better operation

Pistol attachment
PA-65

This attachment converts a standard driver to a pistol-style driver.

RoHS

Compatible model:
SS-6500,SS-7000

Push-start grip attachment
PS-1 · PS-2

Converts the starting system of a mini size driver from lever-start to push-start.

RoHS

Compatible model:
PS-1: SS-4000 PS-2: SS-3000

Specifications

Lever Start type Model		SS-2000	SS-3000	SS-4000	SS-6500	SS-7000
Push-to-Start type Model			SS-3000PS	SS-4000PS		
Output Torque Range	N•m	0.02 - 0.2	0.03 - 0.2	0.1 - 0.45	0.25 - 1.3	0.3 - 2
	lbf•in	0. 17 - 1.7	0.3 - 1.7	0.9 - 3.9	2.2 - 11	2.6 - 17.4
	(kgf•cm)	(0.2 - 2)	(0.3 - 2)	(1 - 4.5)	(2.5 - 13)	(3 - 20)
Torque Switching		Stepless Adjustment	Stepless Adjustment	Stepless Adjustment	Stepless Adjustment	Stepless Adjustment
Unloaded Rotation Speed (r.p.m)	HI	680	1000	1000	900	750
	LOW	490	670	690	600	500
Screw Size (mm)	Small Size Screw	1.0 - 2.3	1.0 - 2.0	1.4 - 2.6	2.0 - 3.0	2.0 - 4.0
	Tapping Screw	1.0 - 2.0	1.0 - 1.7	1.4 - 2.3	2.0 - 3.0	2.0 - 4.0
Bit Type		Hios H4	Hios H4	Hios H4 or 1/4HEX	Hios H5 or 1/4HEX	Hios H5 or 1/4HEX
Power Pack	CLT-30	○	○	–	–	–
	CLT-60	○	○	○	○	○
	CLT-100	○	○	○	○	○
	MC-70L	○	○	○	○	○
Accessories: Bit	(H4)	+#0(Ø2.0 x 40 mm) 1 piece +#0(Ø2.5 x 40 mm) 1 piece	+#0(Ø2.0 x 40 mm) 1 piece +#0(Ø2.5 x 40 mm) 1 piece	+#0(Ø2.5 x 40 mm) 1 piece +#1(Ø4.0 x 40 mm) 1 piece		
	(H5)				+#1(Ø5 x 60 mm) 1 piece +#2(Ø5 x 60 mm) 1 piece	+#1(Ø5 x 60 mm) 1 piece +#2(Ø5 x 60 mm) 1 piece
	(1/4 HEX)			+#1(Ø5 x 50 mm) 1 piece +#2(Ø5 x 50 mm) 1 piece -(Ø5 x 50 mm) 1 piece	+#1(Ø5 x 50 mm) 1 piece +#2(Ø5 x 50 mm) 1 piece -(Ø5 x 50 mm) 1 piece	+#1(Ø5 x 50 mm) 1 piece +#2(Ø5 x 50 mm) 1 piece -(Ø5 x 50 mm) 1 piece
Accessories: Spring		Yellow	Gold	Blue		
Accessories: Carbon brush (Order code)			1 pair (A45-0420)	1 pair (CL4-0420)	1 pair (CL65-0490)	1 pair (CL65-0490)
Accessories: Cord Length (m)		1.5 m (5P)	1.5 m (5P)	1.5 m (5P)	2 m (5P)	2 m (5P)

Ordercode
→P19

Model SS-2000's carbon brushes are located in a sealed case that cannot be opened for replacement by the user. In our test, they will last for 3-4 years when 6,000 operations are conducted daily (depends on the conditions of use).

α Series

Low Voltage DC type

Powerful, high speed motor boosts your productivity

- High speed (1,700 rpm) Models α-4500 or α-6500 increase operating efficiency.
- The α-5000 driver is a compact model having a powerful, high speed motor.
- Features a low voltage power safety design that makes it possible for the user to conduct maintenance.

■Variation chart

A Q	B ESD	C Q-CR-ESD	D NL※
Suction	Anti-static electricity features	Clean room and anti-static electricity features	Electrical noise is more subdued than in standard tools

※α series has NL future as standard

Lever Start Type

Unit: mm

α-4500

Weight: 440 g

Variations

A	B	C	D
●	●	●	

α-5000

Weight: 440 g

Variations

A	B	C	D
●	●	●	

α-6500

Weight: 660 g

Variations

A	B	C	D
●	●	●	

Push-to-Start Type

α-4500PS

Weight: 490 g

Variations

A	B	C	D
●	●	–	

α-5000PS

Weight: 490 g

Variations

A	B	C	D
●	●	–	

α-6500PS

Weight: 660 g

Variations

A	B	C	D
●	●	●	

■Accessories for better operation

Pistol attachment
PA-65

This attachment converts a standard driver to a pistol-style driver.

RoHS

Compatible model:
α-6500

Angle attachment
ANGL-Z (For Hios shanks)
ANGLX-Z (For hex shanks)

Attach to the end of the driver when there isn't enough space for a standard driver to tighten the target screw.

***Please keep output torque to within 1.5N · m**

RoHS

Compatible model:
α-6500 (Lever Start type only)

Push-start grip attachment
PS-1 · PS-2

Converts the starting system of a mini size driver from lever-start to push-start.

RoHS

Compatible model:
PS-1: α-4500, α-5000

Specifications

Lever Start type Model		α-4500	α-5000	α-6500
Push-to-Start type Model		α-4500PS	α-5000PS	α-6500PS
Output Torque Range	N•m	0.4 - 0.8	0.4 - 1.2	0.5 - 1.8
	lbf•in	3.5 - 7	3.5 - 10	4.3 - 16
	(kgf•cm)	(4 - 8)	(4 - 12)	(5 - 18)
Torque Switching		Stepless Adjustment	Stepless Adjustment	Stepless Adjustment
Unloaded Rotation Speed (r.p.m)	HI	1700	1000	1700
	LOW	1200	700	1200
Screw Size (mm)	Small Size Screw	2.0 - 3.0	2.0 - 3.0	3.0 - 4.0
	Tapping Screw	2.0 - 2.6	2.0 - 3.0	2.6 - 3.0
Bit Type		Hios H4 or 1/4HEX	Hios H4 or 1/4HEX	Hios H5 or 1/4HEX
Power Pack	CLT-60	○	○	○
	CLT-100	○	○	–
	MC-70L	○	○	○
Accessories: Bit	(H4)	+#1(Ø4.0 x 40 mm) 1 piece +#2(Ø4.0 x 40 mm) 1 piece	+#1(Ø4.0 x 40 mm) 1 piece +#2(Ø4.0 x 40 mm) 1 piece	
	(H5)			+#1(Ø5 x 60 mm) 1 piece +#2(Ø5 x 60 mm) 1 piece
	(1/4 HEX)	+#1(Ø5 x 50 mm) 1 piece +#2(Ø5 x 50 mm) 1 piece -(Ø5 x 50 mm) 1 piece	+#1(Ø5 x 50 mm) 1 piece +#2(Ø5 x 50 mm) 1 piece -(Ø5 x 50 mm) 1 piece	+#1(Ø5 x 50 mm) 1 piece +#2(Ø5 x 50 mm) 1 piece -(Ø5 x 50 mm) 1 piece
Accessories: Carbon brush (Order code)		1 pair (A45-0420)	1 pair (A45-0420)	1 pair (CL65-0490)
Accessories: Cord Length (m)		1.5 m (5P)	1.5 m (5P)	2 m (5P)

Ordercode
→P19

Power Supply for DC drivers

CLT-30

RoHS CE UL

Connects to one CL-2000, CL-3000, SS-2000 or SS-3000 model.

■ Specifications

Model	CLT-30
Input	AC100-240V ±5% (47-63 Hz)
Output Voltage	LOW/HI
Size (mm)	62x134x40 (H)
Weight (kg)	0.3
Power Cord Length (m)	1.8

CLT-60

RoHS CE UL

Connects to one CL, SS or α series driver. (except CL-9000 model).

■ Specifications

Model	CLT-60
Input	AC100-240V ±5% (47-63 Hz)
Output Voltage	LOW/HI
Size (mm)	88x210x52 (H)
Weight (kg)	0.83
Power Cord Length (m)	1.8

LHT-30

RoHS

Connects to one CL-2000 and CL-3000 model.

Power output ranges from 15V to 30V. Precise output control is possible in sixteen one-volt increments. A low-to-high feature is also included. For a set period of time after start-up (adjustable to 0, 0.2, 0.4, or 0.6 seconds) the screwdriver will rotate at a slow speed, helping to secure a firm fit between bit and screw and screw and pilot hole.

■ Specifications

Model	LHT-30
Input	AC100-240V ±5% (47-63 Hz)
Output Voltage	15V-30V,Volume adjustment
Size (mm)	85x155x42(H)
Weight (kg)	0.37
Power Cord Length (m)	1.8

LVT-30

RoHS

Connects to one CL-2000 and CL-3000 model.

The LVT-30 is a switching power pack that connects to HIOS power torque/low-torque drivers. It includes controls for low rpm/low torque screw fixing jobs and 16-stage adjustable rpm.

■ Specifications

Model	LVT-30
Input	AC100-240V ±5% (47-63 Hz)
Output Voltage	15V-30V,Volume adjustment
Size (mm)	85x155x42(H)
Weight (kg)	0.37
Power Cord Length (m)	1.8

CLT-100

RoHS CE

Connects to two CL, SS or α series driver. (except the α-6500, CL-9000 model).

■ Specifications

Model	CLT-100
Input	AC100V,120V or 220-240V ±5% (50/60 Hz)
Output Voltage	LOW/HI
Size (mm)	182x145x132 (H)
Weight (kg)	4.0
Power Cord Length (m)	1.8

MC-70L

RoHS CE

Connects to many CL,SS, α series drivers.

■ Specifications

Model		MC-70L®
Input		AC100V,120V or 220-240V ±5% (50/60 Hz)
Output Voltage		LOW/HI
Size (mm)		320x220x153 (H)
Weight (kg)		12.0
Power Cord Length (m)		1.8
Accessories		Trunk-line wire 20 m 1 line (Black and Red), Branch-line wire 0.5 m 10 lines (Black and Red) , U-Element 20 pcs. #560B
Max. number of drivers	Up to 20	CL-2000,CL-3000,CL-4000,SS-2000,SS-3000,SS-4000
	Up to 10	CL-6000,CL-6500,CL-7000,SS-6500,SS-7000, α-4500, α-5000
	Up to 5	α-6500

Control box CB-105(SUB)

RoHS

Control boxes for cutting off and supplying current in response to clutch action of drivers. Each driver should be connected to one control box.

■ Specifications

Size (mm)	70 x 42 x 100(H)
Weight (g)	240
Input cord Length (m)	2
Attachment Plates	2 pieces

CLT-75

RoHS CE

Connects to one CL-9000 model.

■ Specifications

Model	CLT-75
Input	AC100V,120V or 220-240V ±5% (50/60 Hz)
Output Voltage	HI
Size (mm)	182x220x133 (H)
Weight (kg)	6.0
Power Cord Length (m)	1.8

DC driver and power unit combinations

Classification of Screwdrivers

Mini Type (CL-2000, CL-3000, CL-4000, SS-2000, SS-3000, SS-4000, α-4500, α-5000)

Standard Type (CL-6000, CL-6500, CL-7000, SS-6500, SS-7000, α-6500)

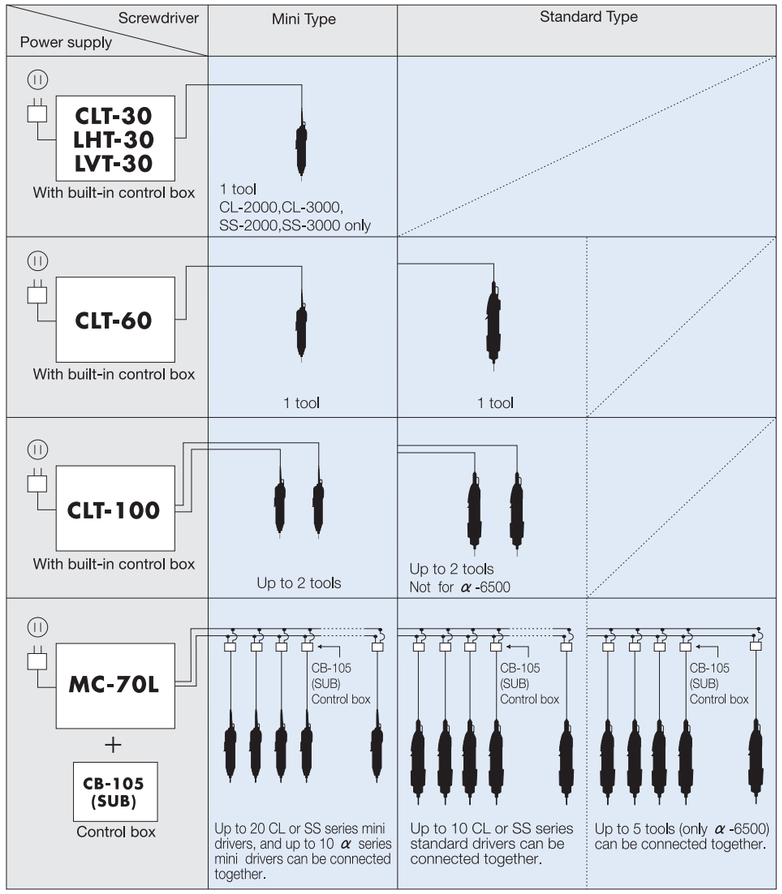

It is recommended that the U element (included with the power unit) be used to attach a branch wire to the main wire.

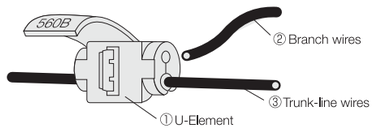

1. Holding the slot at the bottom of the element open, push the main wire into the groove.
2. Insert the cut area of the branch wire through the upper hole from the right and push it in all the way to the opposite end.
3. Use pliers to forcefully push U element flat with plastic body.
4. Snap on the insulation cover.

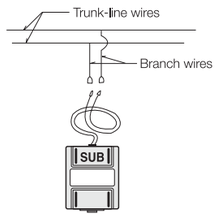

[Accessories]

LEAD KIT for MC-70L

Parts No. MCCB-SET

- U-Element 20 pieces
- Branch wire 10 pieces (Black & Red)
- Trunk-line wire 20m 1 pieces (Black & Red)

● Plug

Type A-1 / 100V

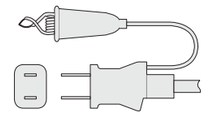

Please send inquiry concerning 100 V specifications.

Type A-2 / 120V

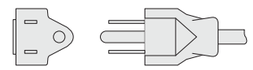

Type C / 220V

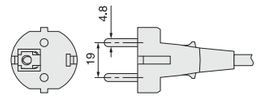

Type BF / 220V - 240V

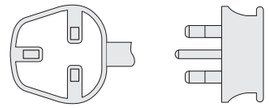

Type S / 220V - 240V

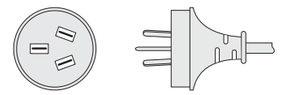

VZ Series

Transformer-less AC type

100V/120V

No-transformer driver, for hard duty

- Has built-in controller, transformer is required.
- Can be plugged into an ordinary AC outlet.
- Its light, slim body is balanced to minimize fatigue of the operator's hand.
- Both Hios H5 bit and 5 mm hexagonal bit can be used with the standard type. (excluding VZ-1510,VZ-1510PS,VZ-4506, VZ-4506PS ,VZ-4504,VZ-4504PS model)

■Variation chart

A Q	B ESD	C Q-CR-ESD	D NL	E OPC
Suction	Anti-static electricity features	Clean room and anti-static electricity features	Electrical noise is more subdued than in standard tools	Screwdriver for screw counter

Lever Start Type

Unit: mm

(100 V) VZ-1510

RoHS Weight: 497 g

Variations

A	B	C	D	E
●	–	–	–	●

(120 V) VZ-1820

RoHS Weight: 660 g

Variations

A	B	C	D	E
●	–	–	–	–

(120 V) VZ-3012

RoHS Weight: 660 g

Variations

A	B	C	D	E
●	–	–	–	–

(120 V) VZ-4506



RoHS Weight: 660 g

Variations

A	B	C	D	E
●	–	–	–	–

Push-to-Start Type

(100 V) VZ-1510PS

RoHS Weight: 502 g

Variations

A	B	C	D	E
●	–	–	–	●

(120 V) VZ-1820PS

RoHS Weight: 660 g

Variations

A	B	C	D	E
●	–	–	–	–

(120 V) VZ-3012PS

RoHS Weight: 660 g

Variations

A	B	C	D	E
●	–	–	–	–

(120 V) VZ-4506PS



RoHS Weight: 660 g

Variations

A	B	C	D	E
●	–	–	–	–

Specifications

Input		100 V	120 V	120 V	120 V
Lever Start type Model		**VZ-1510**※	**VZ-1820**	**VZ-3012**	**VZ-4506**
Push-to-Start type Model		**VZ-1510PS**※	**VZ-1820PS**	**VZ-3012PS**	**VZ-4506PS**
Output Torque Range	N•m	0.15 - 1.5	0.4 - 1.8	0.9 - 3	1 - 4.5
	lbf•in	1.3 - 13	3.5 - 16	7.8 - 26	8.8 - 39
	(kgf•cm)	(1.5 - 15)	(4 - 18)	(9 - 30)	(10 - 45)
Torque Switching		Stepless Adjustment	Stepless Adjustment	Stepless Adjustment	Stepless Adjustment
Unloaded Rotation Speed (r.p.m) ±10%		1000	2000	1200	600
Screw Size (mm)	Small Size Screw	2.0 - 4.0	2.6 - 4.0	3.0 - 5.0	3.0 - 5.0
	Tapping Screw	2.0 - 3.0	2.6 - 3.0	3.0 - 4.0	2.6 - 4.0
Bit Type		Hios H4	Hios H5 & 5 HEX or 1/4HEX	Hios H5 & 5 HEX or 1/4HEX	1/4HEX
Power cable (m)		3m	3m	3m	3m
Accessories: Bit	(H4)	+#1(Ø4 x 40 mm) 1 piece +#2(Ø4 x 40 mm) 1 piece			
	(H5)		+#1(Ø5 x 60 mm) 1 piece +#2(Ø5 x 60 mm) 1 piece	+#1(Ø5 x 60 mm) 1 piece +#2(Ø5 x 60 mm) 1 piece	
	(1/4 HEX)		+#1(Ø5 x 50 mm) 1 piece +#2(Ø5 x 50 mm) 1 piece -(Ø5 x 50 mm) 1 piece	+#1(Ø5 x 50 mm) 1 piece +#2(Ø5 x 50 mm) 1 piece -(Ø5 x 50 mm) 1 piece	+#1(Ø5 x 50 mm) 1 piece +#2(Ø5 x 50 mm) 1 piece -(Ø5 x 50 mm) 1 piece
Accessories: Carbon brush (Order code)		1 pair (ACL10-0490)	1 pair (VZ18-0480)	1 pair (VZ18-0480)	1 pair (VZ18-0480)

Ordercode

→P20

※3PIN to 2 PIN power cable adaptor is attached (for VZ-1510,VZ-1510PS)

VZ Series

Transformer-less AC type

220V-240V

■Variation chart

A Q	B ESD	C Q-CR-ESD	D NL	E OPC
Suction	Anti-static electricity features	Clean room and anti-static electricity features	Electrical noise is more subdued than in standard tools	Screwdriver for screw counter

Lever Start Type

VZ-1812



RoHS Weight: 660 g

Variations

A	B	C	D	E
●	–	–	–	–

VZ-3007

RoHS Weight: 660 g

Variations

A	B	C	D	E
●	–	–	–	–

VZ-4504

RoHS Weight: 660 g

Variations

A	B	C	D	E
●	–	–	–	–

Push-to-Start Type

Unit: mm

VZ-1812PS

RoHS Weight: 660 g

Variations

A	B	C	D	E
●	–	–	–	–

VZ-3007PS

RoHS Weight: 660 g

Variations

A	B	C	D	E
●	–	–	–	–

VZ-4504PS

RoHS Weight: 660 g

Variations

A	B	C	D	E
●	–	–	–	–

■Accessories for better operation

Pistol attachment
PA-18 · PA-18PS

This attachment converts a standard driver to a pistol-style driver.

RoHS

Compatible model:

PA-18: Lever Start type only
PA-18PS: Push-to-Start type only
(excluding VZ-1510,VZ-1510PS model)

Angle attachment
ANGLV-Z-CH (For Hios shanks)
ANGLV-Z-XX (For hex shanks)

Attach to the end of the driver when there isn't enough space for a standard driver to tighten the target screw.

*Please keep output torque to within 1.8N • m

RoHS

Compatible model:

Lever Start type only
(excluding VZ-1510,VZ-1510PS model)

Specifications

Input		220 V - 240 V	220 V - 240 V	220 V - 240 V
Lever Start type Model		**VZ-1812**	**VZ-3007**	**VZ-4504**
Push-to-Start type Model		**VZ-1812PS**	**VZ-3007PS**	**VZ-4504PS**
Output Torque Range	N•m	0.4 - 1.8	0.9 - 3	1 - 4.5
	lbf•in	3.5 - 16	7.8 - 26	8.8 - 39
	(kgf•cm)	(4 - 18)	(9 - 30)	(10 - 45)
Torque Switching		Stepless Adjustment	Stepless Adjustment	Stepless Adjustment
Unloaded Rotation Speed (r.p.m) ±10%		1200	700	400
Screw Size (mm)	Small Size Screw	2.6 - 4.0	3.0 - 5.0	3.0 - 5.0
	Tapping Screw	2.6 - 3.0	3.0 - 4.0	2.6 - 4.0
Bit Type		Hios H5 & 5 HEX or 1/4HEX	Hios H5 & 5 HEX or 1/4HEX	1/4HEX
Power cable (m)		3m	3m	3m
Accessories: Bit	(H5)	+#1(Ø5 x 60 mm) 1 piece +#2(Ø5 x 60 mm) 1 piece	+#1(Ø5 x 60 mm) 1 piece +#2(Ø5 x 60 mm) 1 piece	
	(1/4 HEX)	+#1(Ø5 x 50 mm) 1 piece +#2(Ø5 x 50 mm) 1 piece -(Ø5 x 50 mm) 1 piece	+#1(Ø5 x 50 mm) 1 piece +#2(Ø5 x 50 mm) 1 piece -(Ø5 x 50 mm) 1 piece	+#1(Ø5 x 50 mm) 1 piece +#2(Ø5 x 50 mm) 1 piece -(Ø5 x 50 mm) 1 piece
Accessories: Carbon brush (Order code)		1 pair (VZ18-0480B)	1 pair (VZ18-0480B)	1 pair (VZ18-0480B)

Ordercode

→P20

The actual rpm values will vary somewhat from the values in the table according to input voltage variation. Please consider the table values as approximate.

Power Supply with Screw Counter

The number of screws to be tightened can be set from 1 to 99, with the remaining number counted down after each screw is tightened.

- **Buzzer to indicate screw tightening complete**
  A buzzer will sound when the final screw has been tightened to allow a check of complete screw tightening.
- **Auto reset function**
  The count down number is automatically reset after all screws have been tightened so that work can start on the next job immediately. The screwdriver will not be operable until the "next work set" confirmation SET signal is input.
- **Count timer function**
  Prevents confirmation tightening, supplemental tightening and secondary tightening from being counted.
- **Normal power mode**
  In normal power mode the count function is disabled.

VZOP-STC (AC100V Only) RoHS

VZ-OPC screwdriver single power point

■ Specifications

Model	VZOP-STC
input	AC100V ±5% (50/60Hz)
Power consumption (w)	2W / load free
Size (mm)	160×175×84(H)
Weight (kg)	1.5
Power cord length (m)	1.8

CLT-70STC3 RoHS CE

CL,SS, α screwdriver single power point

■ Specifications

Model	CLT-70STC3
input	AC100V-240V ±5% (47-63Hz)
Power consumption (w)	75W output with DC31V input
Output	HI: DC31V±5% LOW: DC20V±5% (with overload protection)
Size (mm)	127×208×76(H)
Weight (kg)	1.8
Power cord length (m)	1.8

■Part names and functions CLT-70STC3

Front panel

Rear panel

■**Function (F1, F2, F3)** operation mode, operation time, buzzer settings etc

F1	Set number of screws to be tightened (01 to 99) COUNT NUMBER	Set the number of screws to be tightened
	Set count timer (.00 to 0.99 seconds) COUNT TIMER (CN-T)	Setting to prevent counting of secondary tightening operations
	Set work set timer (0.0 to 3.9 seconds) WORK SET TIMER (WS-T)	Time until the screwdriver is operational
	Set work reset timer (0.0 to 3.9 seconds) WORK RESET TIMER (WR-T)	Time until the screwdriver becomes not operational
	Set reverse count timer (0.1 to 1.o seconds) REVERSE COUNT TIMER (RCN-T)	Time until the count starts after reverse operation
F2	Display the rest of the screw. Control the sound of the buzzer. Setting the ON/OFF of the reverse count.	
F3	Control the motion of the counter at any time. Setting the ON/OFF of the torque-up sound of the buzzer.	
Metal connector	Connects to the CL,SS,ascrewdriver.	

* The control panel display and some functions of the VZOP-STC differ slightly.

■**Terminal block**

Ⓐ	COMP	"Work complete" signal output terminal, open collector output (maximum load rating DC30V/80mA)
Ⓑ	RESET	Resets the count timer, input terminal for the "work fixed released" signal from external equipment
Ⓒ	SET	Input terminal for the "work set confirmation" signal
Ⓓ	GND	—
Ⓔ	+DC24V	Power supply terminal for external equipment, maximum rating DC24V/0.2A
Ⓕ	VALVE	Output terminal for external equipment control, open collector output (maximum load rating DC30V/80mA)
Ⓖ	BZ	Work complete output terminal, open collector output (maximum load rating DC30V/80mA)
Ⓗ	ER BZ	Warning output open collector output if work is removed before operation is complete (maximum load rating DC30V/80mA)

Separete Counter

Compact external screw counter. Connected in-between a screwdriver and a power unit.

CLOP-SC1 (For one drivers) RoHS

Compatible model : CL,SS or α series driver.(Include CL-9000 driver)

■ Specifications

Model	CLOP-SC1
Input	DC20V/31V
Out put	Depends on the HIOS Power Unit (Same as primary power voltage)
Size (mm)	110×100×55(H) (casing only)
Weight (kg)	0.6
Power cord Length (m)	1.5 (5P)

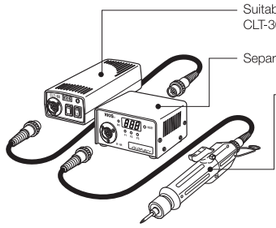

CL Series	CL-2000,CL-3000,CL-4000, CL-6000,CL-6500,CL-7000, CL-9000
SS Series	SS-2000,SS-3000,SS-4000, SS-6500,SS-7000
α Series	α-4500, α-5000, α-6500

CD Series / SB Series / Peripherals

Cell type Screwdriver

Seruste21 CD series

Can turn up to 4,000 M3 screws on a single charge. Has features for monitoring operations to insure that every last screw is properly fastened.

Bench-mount model
CDB-12

A: **CDB-12** / B: **CDC-12**

Portable model
CDS-12

A: **CDS-12** / B: **CDC-12**

■ **Cell type portable screwdriver parts**

■ Specifications of battery for portable/bench-mount screwdrivers

Model	CDS-12	CDB-12
Voltage Input Rating	10 cells 12 VDC	10 cells 12 VDC
Battery capacity	1900 mAh	1900 mAh
Dimensions (mm)	—	152×100×50 (H)
Belt Length (cm)	70 - 110*	—
Weight (g)	1010	930
Connector	6P	6P
Monitoring function	Has power switch and breaker restore function.	

* The indicated weight of the 1,900 mAh portable-type battery, includes belt, belt case, CB case, control box and holster.

■ Accessories to battery for portable model

Model	Name	Part No.
CDS-12	Belt	CDS12-HD 01
	Belt case	CDS12-HD 02
	CB case	CDS12-HD 03
	Holster	CDS12-HD 04
	Control box (skeleton type)	CDS12-CB
	Battery(1,900 mAh)	CDS12-BT-19

■ Specifications of rechargeable batteries for holster and stationary type models

Model	CDC-12
Input	AC100 V±5% (50/60 Hz)
Output	DC15 V 1900 mAh
Charging time	1 hour - 1 hour and harf
Dimensions (mm)	180×97×78 (H)
Weight	1500 g
Connector	6P

■ Specifications

Lever Start type Model		CD-4000	CD-5000	CD-6000	CD-7000
Push-to-Start type Model		CD-4000PS	CD-5000PS	CD-6000PS	CD-7000PS
Voltage Input Rating		12 VDC	12 VDC	12 VDC	12 VDC
Output Torque Range	N·m	0.1 - 0.5	0.4 - 1.2	0.5 - 1.5	0.5 - 1.8
	lbf·in	0.9 - 4.3	3.5 - 10	4.3 - 13	4.3 - 16
	(kgf·cm)	(1 - 5)	(4 - 12)	(5 - 15)	(5 - 18)
Torque Switching				Stepless Adjustment	
Unloaded Rotation Speed (r.p.m)		1000	1000	1300	900
Screw Size (mm)	Small Size Screw	1.4 - 2.6	2.0 - 3.0	2.6 - 4.0	2.6 - 4.0
	Tapping Screw	1.4 - 2.3	2.0 - 3.0	2.6 - 4.0	2.6 - 4.0
Bit		Hios H4 or 1/4HEX		Hios H5 or 1/4HEX	
Cord		6P 2 m curled cord			

※Refer to Carbon brushes/ P.20

Electric Tools

SB SeriesTapper

Can be set for tapping to any depth. Pressure on forward and backward rotation is the same, so there is no chance of loss of threading accuracy or broken taps.

SB-400C (Cord Type)

A: **SB-400C** / B: **SBT-50**

SB-650C (Cord Type)

A: **SB-650C** / B: **SBT-50**

■ Specifications ※CE: NL type is CE mark compliant

Model		SB-400C	SB-650C
Tap capacity (mm)		0.9 - 2.6	2.0 - 4.0
Chuck dia. (mm)		Max. 4 mm	Max. 6.5 mm
Safe load torque adjustable range (N·m)		0.1 - 5.5	0.3 - 1.6
Unloaded Rotation Speed (r.p.m) HI		1,000	900
Total length (not including tap)		220	295
Weight		450 g	750 g
Accessories	Stopper	2mm , 2.3mm , 2.6 mm 1 piece each	2.6 mm, 3 mm, 4 mm 1 piece each
	Chuck key	1 piece	1 piece
	Cord	5P 1.5 m	5P 2 m

■ Specifications of Speial Power Supply (Option)

Model	SBT-50
Input	AC220,120V,or 220-240 V±5% (50/60 Hz)
Output	HI/LOW Two stage settings Max 2.5 A
Power consumption	48 W
Size (mm)	105 (W)×185 (D)×91 (H)
Weight	Approx. 2.7 g
AC cord length	1.8 m (Inlet type with ground wire)

Vertical-Operation

Screwdriver Stand RoHS

Keeps driver in vertical position for screw tightening operations.

VMS-40
VMS-50
VMS-50VZ

■ Specifications

Model	VMS-40	VMS-50	VMS-50VZ
Stand length (mm)	515	615	615
Weight (kg)	2.5	2.65	2.65
Appropriate driver	All models except VZ screwdriver		Only for VZ screwdriver

Flexible screwdriver cord 2m RoHS

Flexible cord that is resistant to kinking or bending for heavy duty.

Compatible models:
CL, SS, α Series (5P)

Screwdriver extension cord 3m/5m RoHS

Use this cord as an extension cord when the standard screwdriver cord is not long enough.

Compatible models:
CL,SS, α Series (5P)

Vacuum pump RoHS CE (for suction screwdriver)

A vacuum is generated to pick up and hold the screw on the bit end.

VP-3

■ Specifications

Model	VP-3
Primary power input	AC100V,120Vor220-240V±5%
Max. power consumption	39W
Vacuum attained	-350mm Hg
Dimensions (mm)	200×188×142(H)
Weight (kg)	3.8

Handy Screwdriver for Clocks (With wood handle grip)

WOOD-4

Applicable bit:
Hios H4 (Ø4)



Wood handle grip RoHS

WOOD-5

Applicable bit:
Hios H5 (Ø5)



Digital Torque Meter Series

Hios torque meters are world standard instruments.

- Measurement data can be transferred to a computer. (This requires an input tool.)
- Up to 100 data measurements can be stores in memory at a time. (HP series and HDP series)
- Can be checks maximum, minimum and average torque measurement. (HP series and HDP series)
- Measurement can be easily taken in either clockwise or counterclockwise direction.
- Data can be output either numerically or as waveforms.
- Light, compact and operating on a rechargeable battery, it is convenient for carrying around any job site.

HP

HP-10
HP-100

RoHS CE

Use for making torque settings on electric drivers, checking torque of torque wrenches or measuring torque of fasteners, etc.

Model		HP-10	HP-100
Peak measuring range	N • m	0.015 - 1.000	0.15 - 10.00
	lbf • in	0.15 - 9.00	1.5 - 90.0
	(kgf • cm)	(0.15 - 10.00)	(1.5 - 100.0)
Accuracy		Up to ± 0.5% (F.S.)	
Measuring modes		track, peak, first peak	
Dimensions (mm)		230 × 124 × 65.2 (H)	
Weight		1.8kg	
Battery pack (charging time)		1.2V NiMH cells 1,000mA (6 hours)	
Continuous running time on a full charge		8 hours	
Battery life		Approx. 300 charges	
Exclusive battery charger		AC 100V-240V input (50 or 60Hz)	
		DC 7.3V-8V output 0.5 A	

HDP

HDP-5
HDP-50
HDP-100 (option)

RoHS CE

Use for measuring slack torque of fastened screws or torque increase.

Model		HDP-5	HDP-50	HDP-100
Peak measuring range	N • m	0.015 - 0.500	0.15 - 5.00	0.15 - 10.00
	lbf • in	0.15 - 4.40	1.5 - 44.0	1.5 - 90.0
	(kgf • cm)	(0.15 - 5.00)	(1.5 - 50.0)	1.5 - 100.0
Accuracy		Up to ± 0.5% (F.S.)		
Measuring modes		track, peak, first peak		
Dimensions (mm)	Display unit	125 × 95.6 × 42(H)		
	Detector	104(L) × ∅21	160(L) × ∅34.5	
	Detector bit socket	Hios H4 or 1/4 Hex	Hios H5 or 1/4 Hex	1/4 Hex
Weight	Display unit	780g		
	Detector	68g	250g	
Detector cord		1.7m (No.: DPC-0506)		
Battery pack (charging time)		1.2V NiMH cells 1,000mA (6 hours)		
Continuous running time on a full charge		8 hours		
Battery life		Approx. 300 charges		
Exclusive battery charger		AC 100V-240V input (50 or 60Hz)		
		DC7.3V-8V output 0.5A		

HM

HM-10
HM-100

RoHS CE

Use for control of torque of automatic drivers.

Model		HM-10	HM-100
Peak measuring range	N • m	0.015 - 1.000	0.15 - 10.00
	lbf • in	0.15 - 9.0	1.5 - 90.0
	(kgf • cm)	(0.15 - 10.0)	(1.5 - 100.0)
Accuracy		Up to ± 0.5% (F.S)	
Measuring modes		track, peak	
Dimensions (mm)		165 × 95 × 55(H)	
Weight		1.0 kg	
Detector cord		1.7m (No.: DPC-0506)	
Battery pack (charging time)		1.2V Nicd cell (8 hours)	
Continuous running time on a full charge		30 hours	
Battery life		Approx. 300 charges	
Exclusive battery charger		AC 100V, 120V or 220V-240V input	
		DC7.2V output 120mA	

HIT

HIT-200
HIT-500
HIT-2000

RoHS CE

Use for control of torque of impact drivers and torque wrenches.

Model		HIT-200	HIT-500	HIT-2000
Peak measuring range	N • m	0.15 - 18.00	1.5 - 50.0	25.0 - 180.0
	lbf • in	1.5 - 160.0	15 - 440	250 - 1600
	(kgf • cm)	(1.5 - 180.0)	(15 - 500)	(250 - 1800)
Accuracy		Up to ± 1% (F.S.)		
Measuring modes		peak, track, first peak		
Dimensions of display (mm)		165 × 95 × 55(H)		
Weight	Display unit	1.0 kg		
	Detector	0.85kg	1.65kg	1.65kg
Socket dimensions		9.5sq mm	12.7sq mm	12.7sq mm
Detector cord		1.7m (No.: DPC-0506)		
Battery pack (charging time)		1.2V Nicd cell (8 hours)		
Continuous running time on a full charge		30 hours		
Battery life		Approx. 300 charges		
Exclusive battery charger		AC 100V, 120V or 220V-240V input		
		DC7.2V output 120mA		

■HP Standard Accessories

Standard Accessories

Market Areas	Model	Fidaptor with Safety Guard	Driver Shaft※	Fidaptor Buffer Spring	Grease	Others
China Japan Korea Taiwan Hong Kong Sin-gapore	HP-10	Hios shank Ø4 Measuring range: 0.15-0.6 N・m (Yellow Spring) 1 piece Part No.**TF4G-Z**				Battery Charger *See Battery Charger List
	HP-100	Hios shank Ø5 Measuring range: 0.5-3 N・m (Black Spring) 1 piece Part No.**TF5G-Z**	Hex. shank (convertible shaft) 1 piece 5 mm subtense (upper) 6.35 mm subtense (Lower) Part No.**TF6XG-0010 (A)** (A) (B) Hios shank Ø4 1 piece Part No.**TF5G-0010-4 (B)**	Yellow Spring 1 piece Measuring range: 0.15-0.6 N・m Part No.**CL65-0040**	1 piece Part No. **TF-G3**	
Europe U.S.A. Canada U.K. Australia	HP-10	Hex. shank (convertible shaft) Measuring range: 0.15-0.6 N・m (Yellow Spring) 1 piece 5 mm subtense (upper) 6.35 mm subtense (Lower) Part No.**TF6SG-Z**				Calibration Sheet
	HP-100	Hex. shank (convertible shaft) Measuring range: 0.5-3 N・m (Black Spring) 1 piece 5 mm subtense (upper) 6.35 mm subtense (Lower) Part No.**TF6XG-Z**		Yellow Spring 1 piece Measuring range: 0.15-0.6 N・m Part No.**CL65-0040**		

※**Driver shaft** This threaded shaft is provided for use when the Hios 5mm shank does not fit the bit of the driver to be measured.

Optional Fidaptors

■ For HP-10

Hios shank Ø4
Measuring range: Less than 0.25 N • m (Black Spring) 1 piece
Part No. **TF4S-Z**

Hex. shank
Measuring range: 3-9 N • m (Black Spring) 1 piece
Part No. **TF6U-Z**

■ For HP-100

Hex. shank
Measuring range: 3-9 N • m (Black Spring) 1 piece
Part No. **TF6UP-Z**

■HDP Standard Accessories

Standard Accessories

Market Areas	Model	Bit	Sensor Unit Cord	Support Arm	Others
China Japan Korea Taiwan Hong Kong Singapore	HDP-5	Hios shank Ø4 +Bit #0 × 40 mm #1 × 40 mm #2 × 40 mm	1.7m 1 piece Part No. **DPC-0506**		Battery Charger *See Battery Charger List
	HDP-50	Hios shank Ø5 +Bit #0 × 60 mm #1 × 60 mm #2 × 60 mm		1 piece	
	HDP-100 (Oprion)	6.35 mm hex shank +Bit #1 × 50 mm #2 × 50 mm			
Europe U.S.A. Canada U.K. Australia	HDP-5	6.35 mm hex shank +Bit #1 × 50 mm #2 × 50 mm			Calibration Sheet
	HDP-50 HDP-100 (Oprion)	6.35 mm hex shank +Bit #1 × 50 mm #2 × 50 mm		1 piece	

■HM Series

Standard Accessories

Model	Fidaptor	Fidaptor Buffer Spring	Screws of Fidaptor	L-Type Wrench	Sensor Unit Cord	Others
HM-10	Phillips head #1 bit measuring range: 0.15-0.6 N • m one yellow spring Part No.**TFM26-Z**		5 pcs. of Phillips-head pan screw 2 pcs. of Hexagonal head screw	The Opposite side: 1.5mm 1Piece	1.7m 1 piece Part No. **DPC-0506**	Battery Charger *See Battery Charger List
HM-100	Phillips head #2 bit measuring range: 0.5-3 N • m one black spring Part No.**TFM40-Z**	Yellow Spring 1 piece Measuring range: 0.15-0.6 N • m Part No. **CL65-0040**	5 pcs. of Phillips-head pan screw 2 pcs. of Hexagonal head screw	The Opposite side: 1.5mm, 2mm 1Piece each		Calibration Sheet

Optional Fidaptors

■ For HM-10

Phillips head #0 bit measuring range: Less than 0.25 N • m (for measurement) (Red spring)
Part No. **TFM20-Z**

■Battery Charger List

HP/HDP Series

Market Areas	Battery Charger
China ※ Japan Korea Taiwan Hong Kong ※ Singapore ※ U.S.A. Canada U.K.※ Australia ※	100V-240V Part No. **TCH-MULTI (A plug)**
Europe	100V-240V Part No. **TCH-EU (C plug)**

※ Note : With 3 types Adaptor Plug

Type C Type BF Type S

HM/HIT Series

Market Areas	Battery Charger
Japan	100V Part No. **TCH-100N**
Korea Taiwan U.S.A. Canada	120V Part No. **TCH-120N**
Hong Kong Europe China	220V-240V Part No. **TCH-230G**
Singapore U.K. Australia	220V-240V Part No. **TCH-230B**

Automatic screw feeder

■Model selection chart

Automatic screw feeder models (with replaceable rail)	Screw size										Screw transport type	Model features
	M1.0	M1.2	M1.4	M1.7	M2.0	M2.3	M2.6	M3.0	M4.0	M5.0		
HSF Series	HSF-10	HSF-12	HSF-14	HSF-17	HSF-20		HSF-26	HSF-30			Horizontal transport type	●Slim and compact body ●Can be used with a range of screw sizes
Neji TaroⅡ **HS Series**									HS-40	HS-50	Horizontal transport type	●Can be used with two screw sizes
Neji TaroⅢ **HSⅢ Series**	HSⅢ-10C	HSⅢ-12C	HSⅢ-14C	HSⅢ-17C	HSⅢ-20	HSⅢ-23	HSⅢ-26	HSⅢ-30			Horizontal transport type	●Can be used with eight screw sizes
Automatic Neji TaroⅡ **HS-RB Series**									HS-40RB	HS-50RB	Horizontal transport type	●Can be used with suction tip
Automatic Neji TaroⅢ **HSⅢ-RB Series**			HSⅢ-14 CRB	HSⅢ-17 CRB	HSⅢ-20 RB	HSⅢ-23 RB	HSⅢ-26 RB	HSⅢ-30 RB			Horizontal transport type	●Can be used with suction tip

Neji Taro

Speeding up your assembly lines

- A single unit can handle two screw sizes by simply replacing the rail (M4.0 and M5.0).
- The horizontal transport type can handle special screws.

Neji TaroⅡ

HS Series

RoHS CE

HS-40 [M4.0]
HS-50 [M5.0]

■Specifications

Power (AC Adapter)	Power input	AC100V,115V or 230V (50/60Hz)
	Power output	DC12V 500mA
Dimensions (mm)/weight (kg)		130(W)×215(D)×136(H)/approximately 3.2kg (including the rail)
Screw capacity		150cc
Protection circuits		Motor overload stop function

●Included items/1 installed standard rail, 1 transport plate, 1 hexagonal L-shaped wrench 2mm wide.

- A single unit can handle eight screw sizes by simply replacing the rail (M1.0 to M3.0).
- The horizontal transport type can handle special screws.

Neji TaroⅢ

HSⅢ Series

RoHS CE

HSⅢ-10C [M1.0]
HSⅢ-12C [M1.2]
HSⅢ-14C [M1.4]
HSⅢ-17C [M1.7]
HSⅢ-20 [M2.0]
HSⅢ-23 [M2.3]
HSⅢ-26 [M2.6]
HSⅢ-30 [M3.0]

■Specifications

Power (AC Adapter)	Power input	AC100V,115V or 230V (50/60Hz)
	Power output	DC12V 500mA
Dimensions (mm)/weight (kg)		123(W)×181(D)×145(H)/approximately 3kg (including the rail)
Screw capacity		80cc
Protection circuits		Motor overload stop function

●Included items/1 installed standard rail, 1 transport plate, 1 hexagonal L-shaped wrench 2mm wide,1 0.35mm gauge board.

■Number of screws that can be supplied

Model		Neji TaroⅡ HS-450		Neji TaroⅢ HSⅢ-300							
Model number		HS-40	HS-50	HSⅢ-10C	HSⅢ-12C	HSⅢ-14C	HSⅢ-17C	HSⅢ-20	HSⅢ-23	HSⅢ-26	HSⅢ-30
Number of screws that can be supplied	Screw size	M4.0	M5.0	M1.0	M1.2	M1.4	M1.7	M2.0	M2.3	M2.6	M3.0
	Head diameter (D)	4.3～10.7	5.3～10.7	1.2～9	1.4～9	1.6～9	1.9～9	2.2～9	2.5～9	2.8～9	3.2～9
	Head thickness (H)	More than 0.5	More than 0.5	More than 0.35	More than 0.35	More than 0.35	More than 0.35	More than 0.35	More than 0.35	More than 0.35	More than 0.35
	Shaft length (L)	5～18	6～18	1.6～20	1.8～20	2.0～20	2.3～20	2.6～20	2.9～20	3.2～20	3.6～20
Replacement rail model number		R-40	R-50	SR-10	SR-12	SR-14	SR-17	SR-20	SR-23	SR-26	SR-30

The sizes (D), (H) and (L) of screws that can be supplied in the specification chart refers to the following parts.

■Number of screws that can be supplied

Number of screws that can be supplied	Screw size
	Head diameter (D)
	Head thickness (H)
	Shaft length (L)

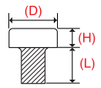

Dimensions provided in specification charts

Automatic screw feeder dimensions do not include surface irregularities. See the DXF file for more information.

DXF File

External dimensions can be viewed in DXF file format from the Hios homepage.
*Special software is required to view DXF files.
Go to Peripheral Units ▶ Screw Feeders ▶ DXF File
www.hios.com

HSF

Ultra-slim 55mm design that is ideal for use in cell production.

- A single unit can handle a range of screw sizes by simply replacing the rail.
- The ultra-slim and compact design is ideal for working in confined areas.
- Can be adapted to line changes.
- The transport speed can be adjusted to suit the screws being used.
- A range of inputs (AC 100V to 240V).

HSF Series

RoHS CE

HSF-10 [M1.0]
HSF-12 [M1.2]
HSF-14 [M1.4]
HSF-17 [M1.7]
HSF-20 [M2.0]
HSF-26 [M2.6]
HSF-30 [M3.0]

■Specifications

Power (AC Adapter)	Power input	AC100V-240V 50/60Hz
	Power output	DC15V 1A
Dimensions (mm)/weight (kg)		55(W)×205(D)×14.25(H)/approximately 2.4kg (including the rail)
Screw capacity		40cc

●Included items/1 installed standard rail, 1 hexagonal L-shaped wrench 2mm wide.

■Number of screws that can be supplied

Model		HSF-01					HSF-02	
Model number		HSF-10	HSF-12	HSF-14	HSF-17	HSF-20	HSF-26	HSF-30
Number of screws that can be supplied	Screw size	M1.0	M1.2	M1.4	M1.7	M2.0	M2.6	M3.0
	Head diameter (D)	1.2～2.2	1.4～2.5	1.6～2.8	1.9～3.4	2.2～4.2	2.8～5.0	3.2～5.8
	Head thickness (H)	More than 0.35	More than 0.35	More than 0.35	More than 0.35	More than 0.35	More than 0.35	More than 0.35
	Shaft length (L)	1.6～16	1.8～16	2.0～16	2.3～16	2.6～16	3.2～16	3.6～16
Replacement rail model number		WR-10	WR-12	WR-14	WR-17	WR-20	WR-26	WR-30

Neji Taro (for automatic line and vacuum pick up)

Speeding up your automated lines

- A single unit can handle two screw sizes by simply replacing the rail (M4.0 and M5.0).
- A fast supply speed is more than capable of supplying screws to the automated tact (M3×8, 120 screws/minute).
- Compatible with suction tips.

Neji TaroⅡ

HS-RB Series

RoHS CE

HS-40RB [M4.0]
HS-50RB [M5.0]

■Specifications

Power (AC Adapter)	Power input	AC100V,115V or 230V (50/60Hz)
	Power output	DC12V 500mA
Dimensions (mm)/weight (kg)		134(W)×275(D)×136(H)/approximately 4.2kg (including the rail)
Screw capacity		150cc
Protection circuits		Motor overload stop function

●Included items/1 installed standard rail, 1 transport plate, 1 hexagonal L-shaped wrench 2mm wide,1 escaping plate.

- A single unit can handle six screw sizes by simply replacing the rail (M1.4 to M3.0).
- A fast supply speed is more than capable of supplying screws to the automated tact (M3×8, 120 screws/minute).
- Compatible with suction tips.

Neji TaroⅢ

HSⅢ-RB Series

RoHS CE

HSⅢ-14CRB [M1.4]
HSⅢ-17CRB [M1.7]
HSⅢ-20RB [M2.0]
HSⅢ-23RB [M2.3]
HSⅢ-26RB [M2.6]
HSⅢ-30RB [M3.0]

■Specifications

Power (AC Adapter)	Power input	AC100V,115V or 230V (50/60Hz)
	Power output	DC12V 500mA
Dimensions (mm)/weight (kg)		124(W)×181(D)×144(H)/approximately 3kg (including the rail)
Screw capacity		80cc
Protection circuits		Motor overload stop function

●Included items/1 installed standard rail, 1 transport plate, 1 hexagonal L-shaped wrench 2mm wide,1 0.35mm gauge board, 1 escaping plate.

■Number of screws that can be supplied

Model		Neji TaroⅡ HS-450RB		Neji TaroⅢ HSⅢ-300RB					
Model number		HS-40RB	HS-50RB	HSⅢ-14CRB	HSⅢ-17CRB	HSⅢ-20RB	HSⅢ-23RB	HSⅢ-26RB	HSⅢ-30RB
Number of screws that can be supplied	Screw size	M4.0	M5.0	M1.4	M1.7	M2.0	M2.3	M2.6	M3.0
	Head diameter (D)	4.3～10.7	5.3～10.7	1.6～9	1.9～9	2.2～9	2.5～9	2.8～9	3.2～9
	Head thickness (H)	More than 0.5	More than 0.5	More than 0.35	More than 0.35	More than 0.35	More than 0.35	More than 0.35	More than 0.35
	Shaft length (L)	5～18	6～18	2.0～20	2.3～20	2.6～20	2.9～20	3.2～20	3.6～20
Replacement rail model number		R-40RB	R-50RB	SR-14RB	SR-17RB	SR-20RB	SR-23RB	SR-26RB	SR-30RB

Mouthpieces

For suction
head-equipped
screwdrivers

F3 Standard Type Mouthpiece 18mm

Driver model:
CLQ-2000,CLQ-3000,CLQ-4000,SSQ-2000,SSQ-3000, SSQ-4000,αQ-4500,αQ-5000,VZQ-1510

Diagram of Mouthpiece

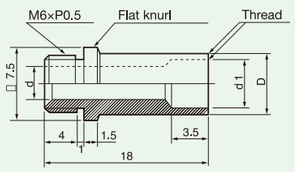

Table of Mouthpieces and Fasteners Standard parts are of BS only.

Order No. (Standard)	Standard Mouthpiece Dimensions (mm) D	d	d1	Type of screw head configuration: JIS Phillips head (Small Screw)	JCIS Phillips head	JIS Slotted head (Small Screw)
F3-00	7.5	Blank		User-finished part		User-finished part
F3-01	3.3	2.1	2.1		User-finished part	
F3-02	3.6	2.6	2.6		type 1 M1.4	
F3-03	4.1	3.1	3.1		type 1 M1.7/type 3 M1.4	
F3-04	4.6	3.6	3.6	Pan, Round M2.0	type 1 M2.0/type 3 M1.7	Pan, Round, Flat M2.0/Countersunk, Oval countersunk M1.7
F3-05	5.1	4.1	4.1	Pan, Round M2.3/Countersunk, Oval countersunk M2.0	type 1 M2.3/type 3 M2.0	Countersunk, Oval countersunk M2.0
F3-06	5.8	4.3	4.5	Pan, Round M2.6	type 1 M2.6/type 3 M2.3	Binding M2.0
F3-07	7.0	4.3	5.5	Pan, Round M3.0/Binding M2.6	type 3 M2.6	Pan, Round, Flat M3.0/Binding M2.6
F3-10	5.5	4.3	4.3	Binding M2.0		Pan, Round, Flat M2.3
F3-11	6.0	4.0	4.9	Binding M2.3a		Binding M2.3
F3-15	3.8	2.8	2.8			Pan, Round, Flat M1.4
F3-16	3.5	2.5	2.5			Countersunk, Oval countersunk M1.2
F3-17	4.3	3.3	3.3			Pan, Round, Flat M1.7

●Mouthpieces are supplied in packs of three.

■Bit

H4(Ø4) 60mm (Overall length)

Driver model:
CLQ-2000,CLQ-3000, CLQ-4000,SSQ-2000, SSQ-3000,SSQ-4000, αQ-4500,αQ-5000, VZQ-1510

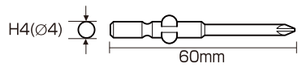

Head recess	Screw size	Adaptive screwdriver bit	Order code
JIS Phillips head	M2.0–M2.6	BP–H4–#1–3.0–60	BP4130060
	M3.0	BP–H4–#2–4.0–60	BP4240060
JCIS Phillips head	M1.4 type 1	BP–H4–#0–1.8–60	BP4018060
	M1.4–M1.7	BP–H4–#0–2.0–60	BP4020060
	M2.0–M2.6	BP–H4–#0–2.5–60	BP4025060
JCIS Slotted head	M1.2	BS–H4–2.0–60	BS420060
	M1.4	BS–H4–2.5–60	BS425060
	M1.7–M2.0	BS–H4–3.0–60	BS430060
	M2.3–M3.0	BS–H4–4.0–60	BS440060

F6 Standard Type Mouthpiece 31mm

Driver model:
CLQ-6000,CLQ-6500,CLQ-7000,SSQ-6500, SSQ-7000,αQ-6500,VZQ-1820,VZQ-1812, VZQ-3007,VZQ-3012 ※VZQ-4504,※VZQ-4506

Diagram of Mouthpiece A

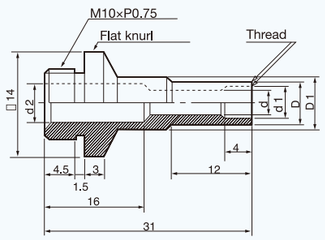

Diagram of Mouthpiece B

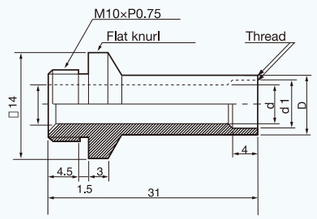

Table of Mouthpieces and Fasteners Standard parts are of BS only.

Diagram	Order No. (Standard)	Standard Mouthpiece Dimensions (mm) D	D1	d	d1	d2	Type of screw head configuration: JIS Phillips head (Small Screw)	JIS Slotted head (Small Screw)
B	F6-00	8.0	Blank				User-finished part	User-finished part
A	F6-01	4.6	7.0	3.5	3.6	5.5	Pan, Round M2.0	Pan, Round M2.0
	F6-02	5.1	7.0	3.5	4.1	5.5	Pan, Round M2.3/Countersunk, Oval countersunk M2.0	Pan, Round M2.3
	F6-03	5.8	7.0	3.5	4.5	5.5	Pan, Round M2.6/Binding, Truss M2.0	Binding, Truss M2.0
B	F6-04	7.0		5.5	5.5		Pan, Round M3.0/Binding M2.6	Pan, Round M3.0/Binding M2.6
	F6-05	7.5		5.5	6.0		Countersunk, Oval countersunk M3.0	Truss M2.6
	F6-06	8.5		5.5	7.0		Pan, Round M4.0/Truss M3.0	Pan, Round M4.0/Truss M3.0
A	F6-09	6.5	7.0	3.5	5.2	5.5	Countersunk, Oval countersunk M2.6	Truss M2.3
B	F6-10	14.0	Blank				User-finished part	User-finished part
	F6-11	7.7		5.5	6.3		Binding M3.0	Binding M3.0
	F6-13	9.7		5.5	8.3		Binding M4.0	
	F6-16	9.4		5.5	8.0		Countersunk, Oval countersunk M4.0	
	F6-22	9.7		7.5	8.3			Binding M4.0

●Mouthpieces are supplied in packs of three.

■Bit

H5(Ø5) 80mm (Overall length)

Driver model:
CLQ-6000,CLQ-6500, CLQ-7000,SSQ-6500, SSQ-7000,αQ-6500

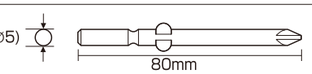

Head recess	Screw size	Adaptive screwdriver bit	Order code
JIS Phillips head	M2.0–M2.6	BP–H5 #1–3.0×80	BP5130080
	M3.0–M5.0	BP–H5 #2–5.0×80	BP5250080
(Use ＋#1 for Truss M3.0)			
Head recess	Screw size	Adaptive screwdriver bit	Order code
JCIS Slotted head	M2.0–M2.3	BS–H5–3.0×80	BS530080
	M2.6–M4.0	BS–H5–5.0×80	BS550080
(Use H5 7.0 x 80 mm for Binding M4.0)			

■Bit

H5(Ø5) 100mm (Overall length)

Driver model:
VZQ-1820,VZQ-1812, VZQ-3007,VZQ-3012

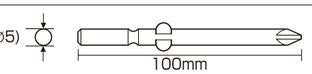

Head recess	Screw size	Adaptive screwdriver bit	Order code
JIS Phillips head	M2.0–M2.6	BP–H5 #1–3.0×100	BP5130100
	M3.0–M5.0	BP–H5 #2–5.0×100	BP5250100
JCIS Slotted head	M3.0–M5.0	BP–H5 5.0×100	BS550100

※ 6.35 Hex bit only.
(For usage of Hex 6.35 screwdriver, Please refer to p.2)

●Blank Mouthpiece Order Code No.

Model	Order Code	Size (mm)	Package
Blank Mouthpiece	F3-00	Ø8×18	3 pieces/1 PACK
	F6-00	Ø8×31	3 pieces/1 PACK
	F6-10	Ø14.0×31	3 pieces/1 PACK

HIOS shank Bit Series

HIOS shank shape
(bit socket)

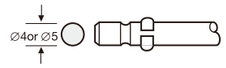

Please purchase our standard bits.

Classification of Screwdrivers
H4 (Ø4) RoHS
CL-2000, CL-3000, CL-4000, SS-2000, SS-3000, SS-4000
α-4500, α-5000, VZ-1510 include PS type

Classification of Screwdrivers
H5 (Ø5) RoHS
CL-6000, CL-6500, CL-7000, SS-6500, SS-7000, α-6500
VZ-1820, VZ-3012, VZ-1812, VZ-3007 include PS type

* Please address inquiries to your HIOS dealer for hexagonal bit.

Bit for Cross-Slotted Screws BP

(Shape of shaft)
Straight (A)
Stepped (B)
Stepped (C)



Dimension of stepped part	H4	H5		
(a) Shaft dai.	Refer to the left list.	2.0	2.5	3.0
(b) Length	20	20	25	30

*Only the stepped part of H5 + #1 3.0×4.0 is 15mm in length.

Type (Dia. at base mm)	Specifications: Point size No.	Shaft dia. (mm)	Shape of shaft type	Overall Length (mm) (standard type)
H4 (Ø4)	#00	1.5	B	40, 60, 80
	#0	1.2	B	40
		1.5, 1.7	B	40, 60, 80
		1.8	B	60
		2.0, 2.5	B	40, 60, 80, 100, 120
	#1	3.0	B	40, 60, 80, 100, 120
		4.0	A	40, 60, 80, 100, 120, 150, 180, 200
	#2	4.0	A	40, 60, 80, 100, 120, 150
H5 (Ø5)	#0	2.0	B	60
		2.5	B	60, 80, 100, 120
	#1	3.0	B	40, 60, 80, 100, 120
		5.0	A	40, 60, 80, 100, 120, 150, 180, 200, 250, 300
	#2	5.0	A	40, 60, 80, 100, 120, 150, 180, 200, 250, 300, 400
	#3	7.0	C	60, 80, 100, 120

*Relationship between point size No. and shape of shaft size
#00 M0.8－M1.0 #0 M1.4－M2.6 #1 M2.0－M2.6 #2 M3.0－M5.0
#3 M6.0－M8.0

Bit for Slotted Screws BS

(Shape of shaft)
Straight (A)
Stepped (B)
Stepped (C)



Dimension of stepped part	H4	H5			
(a) Blade Width	Refer to the left list.	2.0	2.5	3.0	4.0
(b) Length	20	20	25	30	30

Type (Dia. at base mm)	Specifications: Blade width (mm)	Blade thickness (mm)	Shape of shaft type	Overall Length (mm) (standard type)
H4 (Ø4)	1.1	0.28	B	60, 80
	1.3	0.28	B	60, 80
	1.5	0.3	B	40, 60, 80
	1.7	0.3	B	40, 60, 80
	1.8	0.4	B	60, 80
	2.0	0.4	B	40, 60, 80
	2.3	0.4	B	60, 80
	2.5	0.4	B	40, 60, 80
	2.8	0.4	B	60, 80
	3.0	0.4	B	40, 60, 80
	4.0	0.6	A	40, 60, 80, 100
H5 (Ø5)	2.0	0.4	B	60
	2.5	0.4	B	60
	3.0	0.4	B	60, 80
	4.0	0.6	B	60
	5.0	0.7	A	60, 80, 100, 120, 150, 180
	7.0	1.0	C	60

Bit for Hexagonal Socket Head Screws BH※1



(A) type
(A) type, across flats of less than 1.5mm

Type (Dia. at base mm)	Specifications: Hex. across flat (mm)	Overall Length (mm) (standard type)
H4 (Ø4)	0.89, 1.5, 2.0, 3.0	60
	1.27	60, 100
	2.5	60, 100, 120
H5 (Ø5)	1.27	70
	1.5, 3.0, 4.0, 6.0	70, 100
	2.0, 2.5, 5.0	70, 100, 120

※1 Used for tightening hollow set screws, cap screws, etc.

Bit for Hexagonal Head Bolts BN※2

Type (Dia. at base mm)	Specifications: Nut across flat (mm)	Overall Length (mm) (standard type)
H4 (Ø4)	2.3, 2.5, 3.0	40
	4.0, 4.5, 5.0, 5.5, 6.0, 7.0, 8.0, 9.0	60
	10.0	60
H5 (Ø5)	4.0, 4.5, 5.0, 5.5, 6.0, 6.35	60
	7.0, 8.0	80
	9.0, 10.0, 11.0, 12.0, 13.0, 14.0, 17.0	80

※2 Used for bolt nuts.

Bit for Hexagonal Nuts BC※2

Type (Dia. at base mm)	Specifications: Nut across flat (mm)	Overall Length (mm) (standard type)
H4 (Ø4)	4.0, 4.5, 5.0, 5.5, 6.0, 7.0	60
	8.0	65
H5 (Ø5)	4.0, 4.5, 5.0, 5.5, 6.0, 7.0	60
	8.0	65

※2 Used for bolt nuts.

●Bit order codes explained

Example 1: To order a Phillips head bit for a mini driver with a #1 point size, 3 mm in shaft diameter and 40 mm long, write the following: BP－H4－#1－3.0－40mm
Example 2: To order a slotted bit for a standard driver with a 3.0 mm Blade width, and 80 mm long, write the following: BS－H5－3.0－80mm

Bit classification	Bit specs
BP	(H4 or H5)－(Point size No.)－(Shaft dia.)－(Overall length in mm)
BS	(H4 or H5)－(Blade width)－(Overall length in mm)
BH	(H4 or H5)－(Hex. across flat)－(Overall length in mm)
BN	(H4 or H5)－(Nut across flat)－(Overall length in mm)
BC	(H4 or H5)－(Nut across flat)－(Overall length in mm)

When placing an order
- One order for standard bits should not be less than one pack (10 pieces).
- One order for special bits should be:
  For BT, BP, BS and BH types, not less than one lot (100 pieces).
  For BN type, not less than one lot (50 pieces).
  For BC type, not less than one lot (10 pieces).

Order codes

pp.3-4

CL-Series

● **Lever Start Type**

Model	Order Code	Bit
CL-2000	CL-2000E	H4
CL-3000	CL-3000E	H4
CL-4000	CL-4000E	H4
	CL-4000X	1/4HEX
CL-6000	CL-6000E	H5
	CL-6000X	1/4HEX
CL-6500	CL-6500E	H5
	CL-6500X	1/4HEX
CL-7000	CL-7000E	H5
	CL-7000X	1/4HEX

● **Push-to-Start Type**

Model	Order Code	Bit
CL-3000PS	CL-3000PS	H4
CL-4000PS	CL-4000PS	H4
	CL-4000PSX	HEX
CL-6000PS	CL-6000PS	H5
	CL-6000PSX	1/4HEX
CL-6500PS	CL-6500PS	H5
	CL-6500PSX	1/4HEX
CL-7000PS	CL-7000PS	H5
	CL-7000PSX	1/4HEX
CL-9000	CL-9000	1/4HEX

CLQ Type

● **Lever Start Type**

Model	Order Code	Bit
CLQ-2000	CLQ-2000	H4
CLQ-3000	CLQ-3000	H4
CLQ-4000	CLQ-4000	H4
CLQ-6000	CLQ-6000	H5
	CLQ-6000X	1/4HEX
CLQ-6500	CLQ-6500	H5
	CLQ-6500X	1/4HEX
CLQ-7000	CLQ-7000	H5
	CLQ-7000X	1/4HEX

● **Push-to-Start Type**

Model	Order Code	Bit
CLQ-3000PS	CLQ-3000PS	H4
CLQ-4000PS	CLQ-4000PS	H4
CLQ-6000PS	CLQ-6000PS	H5
	CLQ-6000PSX	1/4HEX
CLQ-6500PS	CLQ-6500PS	H5
	CLQ-6500PSX	1/4HEX
CLQ-7000PS	CLQ-7000PS	H5
	CLQ-7000PSX	1/4HEX

Suction Attachment

● **CL drivers**

Model	Order Code
CLQ-2000	CLQ2-SET
CLQ-3000,CLQ-4000	CLQ4-SET
CLQ-6000,CLQ-6500, CLQ-7000	CLQ65-SET

CL-ESD Type

● **Lever Start Type**

Model	Order Code	Bit
CL-2000ESD	CL-2000ESD	H4
CL-3000ESD	CL-3000ESD	H4
CL-4000ESD	CL-4000ESD	H4
	CL-4000X-ESD	1/4HEX
CL-6000ESD	CL-6000ESD	H5
	CL-6000X-ESD	1/4HEX
CL-6500ESD	CL-6500ESD	H5
	CL-6500X-ESD	1/4HEX
CL-7000ESD	CL-7000ESD	H5
	CL-7000X-ESD	1/4HEX

pp.3-4

CL-ESD Type

● **Push-to-Start Type**

Model	Order Code	Bit
CL-3000PSESD	CL-3000PSESD	H4
CL-4000PSESD	CL-4000PS-ESD	H4
	CL-4000PSX-ESD	1/4HEX
CL-6000PSESD	CL-6000PS-ESD	H5
	CL-6000PSX-ESD	1/4HEX
CL-6500PSESD	CL-6500PS-ESD	H5
	CL-6500PSX-ESD	1/4HEX
CL-7000PSESD	CL-7000PSESD	H5
	CL-7000PSX-ESD	1/4HEX

CLQ-CR-ESD Type

● **Lever Start Type**

Model	Order Code	Bit
CLQ-3000CR-ESD	CLQ-3000CR-ESD	H4
CLQ-4000CR-ESD	CLQ-4000CR-ESD	H4
	CLQ-4000XCR-ESD	1/4HEX
CLQ-6500CR-ESD	CLQ-6500CR-ESD	H5
	CLQ-6500XCR-ESD	1/4HEX

● **Push-to-Start Type**

Model	Order Code	Bit
CLQ-6500PS	CLQ-6500PSCR-ESD	H5
CR-ESD	CLQ-6500PSXCR-ESD	1/4HEX

CL-NL Type

● **Lever Start Type**

Model	Order Code	Bit
CL-3000NL	CL-3000NL	H4
CL-4000NL	CL-4000NL	H4
	CL-4000NLX	1/4HEX
CL-6000NL	CL-6000NL	H5
	CL-6000NLX	1/4HEX
CL-6500NL	CL-6500NL	H5
	CL-6500NLX	1/4HEX
CL-7000NL	CL-7000NL	H5
	CL-7000NLX	1/4HEX

p.5

SS-Series

● **Lever Start Type**

Model	Order Code	Bit
SS-2000	SS-2000E	H4
SS-3000	SS-3000E	H4
SS-4000	SS-4000E	H4
	SS-4000X	1/4HEX
SS-6500	SS-6500E	H5
	SS-6500X	1/4HEX
SS-7000	SS-7000E	H5
	SS-7000X	1/4HEX

● **Push-to-Start Type**

Model	Order Code	Bit
SS-3000PS	SS-3000PS	H4
SS-4000PS	SS-4000PS	H4
	SS-4000PSX	1/4HEX

SSQ Type

● **Lever Start Type**

Model	Order Code	Bit
SSQ-2000	SSQ-2000	H4
SSQ-3000	SSQ-3000	H4
SSQ-4000	SSQ-4000	H4
	SSQ-4000X	1/4HEX
SSQ-6500	SSQ-6500	H5
	SSQ-6500X	1/4HEX
SSQ-7000	SSQ-7000	H5
	SSQ-7000X	1/4HEX

● **Push-to-Start Type**

Model	Order Code	Bit
SSQ-3000PS	SSQ-3000PS	H4
SSQ-4000PS	SSQ-4000PS	H4
	SSQ-4000PSX	1/4HEX

p.5

Suction Attachment

● **SS drivers**

Model	Order Code
SSQ-2000	CLQ2-SET
SSQ-3000,SSQ-4000	CLQ4-SET
SSQ-6500,SSQ-7000	CLQ65-SET

SS-ESD Type

● **Lever Start Type**

Model	Order Code	Bit
SS-2000ESD	SS-2000ESD	H4
SS-3000ESD	SS-3000ESD	H4
SS-4000ESD	SS-4000ESD	H4
	SS-4000X-ESD	1/4HEX
SS-6500ESD	SS-6500ESD	H5
	SS-6500X-ESD	1/4HEX
SS-7000ESD	SS-7000ESD	H5
	SS-7000X-ESD	1/4HEX

● **Puh-to-Start Type**

Model	Order Code	Bit
SS-3000PSESD	SS-3000PSESD	H4
SS-4000PSESD	SS-4000PS-ESD	H4
	SS-4000PSX-ESD	1/4EHX

SSQ-CR-ESD Type

● **Lever Start Type**

Model	Order Code	Bit
SSQ-2000CR-ESD	SSQ-2000CR-ESD	H4
SSQ-3000CR-ESD	SSQ-3000CR-ESD	H4
SSQ-4000CR-ESD	SSQ-4000CR-ESD	H4
	SSQ-4000XCR-ESD	1/4HEX
SSQ-6500CR-ESD	SSQ-6500CR-ESD	H5
	SSQ-6500XCR-ESD	1/4HEX
SSQ-7000CR-ESD	SSQ-7000CR-ESD	H5
	SSQ-7000XCR-ESD	1/4HEX

p.6

α -Series

● **Lever Start Type**

Model	Order Code	Bit
α -4500	A-4500E	H4
	A-4500X	1/4HEX
α -5000	A-5000E	H4
	A-5000X	1/4HEX
α -6500	A-6500E	H5
	A-6500X	1/4HEX

● **Push-to-Start Type**

Model	Order Code	Bit
α -4500PS	A-4500PS	H4
	A-4500PSX	1/4HEX
α -5000PS	A-5000PS	H4
	A-5000PSX	1/4HEX
α -6500PS	A-6500PS	H5
	A-6500PSX	1/4HEX

α Q Type

● **Lever Start Type**

Model	Order Code	Bit
α Q-4500	AQ-4500	H4
	AQ-4500X	1/4HEX
α Q-5000	AQ-5000	H4
	AQ-5000X	1/4HEX
α Q-6500	AQ-6500	H5
	AQ-6500X	1/4HEX

● **Push-to-Start Type**

Model	Order Code	Bit
α Q-4500PS	AQ-4500PS	H4
	AQ-4500PSX	1/4HEX
α Q-5000PS	AQ-5000PS	H4
	AQ-5000PSX	1/4HEX
α Q-6500PS	AQ-6500PS	H5
	AQ-6500PSX	1/4HEX

p.6

Suction Attachment α drivers

Model	Order Code
α Q-4500, α Q-5000	CLQ4-SET
α Q-6500	CLQ65-SET

α -ESD Type

● **Lever Start Type**

Model	Order Code	Bit
α -4500ESD	A-4500ESD	H4
	A-4500X-ESD	1/4HEX
α -5000ESD	A-5000ESD	H4
	A-5000X-ESD	1/4HEX
α -6500ESD	A-6500ESD	H5
	A-6500X-ESD	1/4HEX

● **Push-to-Start Type**

Model	Order Code	Bit
α -4500PSESD	A-4500PS-ESD	H4
	A-4500PSX-ESD	1/4HEX
α -5000PSESD	A-5000PS-ESD	H4
	A-5000PSX-ESD	1/4HEX
α -6500PSESD	A-6500PS-ESD	H5
	A-6500PSX-ESD	1/4HEX

α Q-CR-ESD Type

● **Lever Start Type**

Model	Order Code	Bit
α Q-4500CR-ESD	AQ-4500CR-ESD	H4
	AQ-4500XCR-ESD	1/4HEX
α Q-5000CR-ESD	AQ-5000CR-ESD	H4
	AQ-5000XCR-ESD	1/4HEX
α Q-6500CR-ESD	AQ-6500CR-ESD	H5
	AQ-6500XCR-ESD	1/4HEX

● **Push-to-Start Type**

Model	Order Code	Bit
α Q-6500PS	AQ-6500PSCR-ESD	H5
CR-ESD	AQ-6500PSXCR-ESD	1/4HEX

pp.3-6

CL / SS / α -Series Accessories for better operation

● **Pistol Attachment for CL,SS, α drivers**

Model	Order Code	Driver model
PA-65	PA-65	CL-6000,CL-6500, CL-7000,SS-6500, SS-7000, α -6500

● **Angle attachment for CL, α drivers**

Model	Order Code	Driver model
ANGL-Z (Hios shank)	ANGL-Z	CL-6000/CL-6500 CL-7000/ α -6500 (lever Start type only)
ANGLX-Z (Hex shank)	ANGLX-Z	

● **Push-start grip attachment for CL, SS, α drivers**

Model	Order Code	Driver model
PS-1	PS-1	CL-4000,SS-4000, α -4500, α -5000
PS-2	PS-2	CL-3000,SS-3000

pp.7-8

Power Units for DC drivers

● **CLT-30**

Model	Order Code	Plug
CLT-30	CLT-30	A
	CLT-30-UL	A-2
	CLT-30-EU-HK	C
	CLT-30-UK-SP	BF
	CLT-30-CN	S

Order codes

pp.7-8

Power Units for DC drivers

● **CLT-60**

Model	Order Code	Plug
CLT-60	CLT-60	A
	CLT-60UL	A-2
	CLT-60-EU-HK	C
	CLT-60-UK-SP	BF
	CLT-60-CN	S

● **LHT-30**

Model	Order Code	Plug
LHT-30	LHT-30	A
	LHT-30-UL	A-2
	LHT-30-EU-HK	C
	LHT-30-UK-SP	BF
	LHT-30-CN	S

● **LVT-30**

Model	Order Code	Plug
LVT-30	LVT-30	A
	LVT-30-UL	A-2
	LVT-30-EU-HK	C
	LVT-30-UK-SP	BF
	LVT-30-CN	S

● **CLT-100**

Model	Order Code	Plug
CLT-100	CLT-100	A-1
	CLT-100-120USA	A-2
	CLT-100-120VDE	C
	CLT-100-230SP	BF
	CLT-100-220RCH	S

● **MC-70L +CB-105**

Model	Order Code	Plug
MC-70L	MC-70L	A-1
	MC-70L-120USA	A-2
	MC-70L-220VDE	C
	MC-70L-230SP	BF
	MC-70L-220RCH	S
CB-105	CB-105S	

● **CLT-75**

Model	Order Code	Plug
CLT-75	CLT-75	A-1
	CLT-75-120USA	A-2
	CLT-75-220VDE	C
	CLT-75-230SP	BF
	CLT-75-220RCH	S

Plug

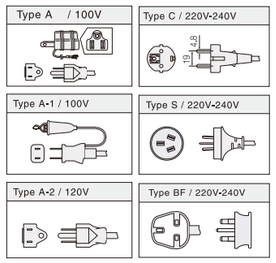

pp.9-10

VZ-Series

● **Lever Start Type/100V**

Model	Order Code	Bit
VZ-1510	VZ-1510	H4

● **Push-to-Start Type/100V**

Model	Order Code	Bit
VZ-1510PS	VZ-1510PS	H4

● **Lever Start Type/120V**

Model	Order Code	Bit
VZ-1820	VZ-1820-120	H5&5HEX
	VZ-1820X-120	1/4HEX
VZ-3012	VZ-3012-120	H5&5HEX
	VZ-3012X-120	1/4HEX
VZ-4506	VZ-4506X-120	1/4HEX

pp.9-10

VZ-Series

● **Push-to-Start Type/120V**

Model	Order Code	Bit
VZ-1820PS	VZ-1820PS-120	H5&5HEX
	VZ-1820PSX-120	1/4HEX
VZ-3012PS	VZ-3012PS-120	H5&5HEX
	VZ-3012PSX-120	1/4HEX
VZ-4506PS	VZ-4506PSX-120	1/4HEX

● **Lever Start Type/220 V - 240 V**

Model	Order Code	Bit
VZ-1812	VZ-1812-B	H5 & 5HEX
	VZ-1812X-B	1/4HEX
VZ-3007	VZ-3007-B	H5 & 5HEX
	VZ-3007X-B	1/4HEX
VZ-4504	VZ-4504X-B	1/4HEX

● **Push-to-Start Type/220 V - 240 V**

Model	Order Code	Bit
VZ-1812PS	VZ-1812PS-B	H5 & 5HEX
	VZ-1812PSX-B	1/4HEX
VZ-3007PS	VZ-3007PS-B	H5 & 5HEX
	VZ-3007PSX-B	1/4HEX
VZ-4504PS	VZ-4504PSX-B	1/4HEX

VZQ Type

● **Lever Start Type/100V**

Model	Order Code	Bit
VZQ-1510	VZQ-1510	H4

● **Push-to-Start Type/100V**

Model	Order Code	Bit
VZQ-1510PS	VZQ-1510PS	H4

● **Lever Start Type/120V**

Model	Order Code	Bit
VZQ-1820	VZQ-1820X-120	1/4HEX
VZQ-3012	VZQ-3012X-120	1/4HEX
VZQ-4506	VZQ-4506X-120	1/4HEX

● **Push-to-Start Type/120V**

Model	Order Code	Bit
VZQ-1820PS	VZQ-1820PSX-120	1/4HEX
VZQ-3012PS	VZQ-3012PSX-120	1/4HEX
VZQ-4506PS	VZQ-4506PSX-120	1/4HEX

● **Lever Start Type/220 V - 240 V**

Model	Order Code	Bit
VZQ-1812	VZQ-1812X-B	1/4HEX
VZQ-3007	VZQ-3007X-B	1/4HEX
VZQ-4504	VZQ-4504X-B	1/4HEX

● **Push-to-Start Type/220V - 240 V**

Model	Order Code	Bit
VZQ-1812PS	VZQ-1812PSX-B	1/4HEX
VZQ-3007PS	VZQ-3007PSX-B	1/4HEX
VZQ-4504PS	VZQ-4504PSX-B	1/4HEX

Suction Attachment

● **VZ drivers**

Model	Order Code
VZQ-1510(100V)	VZQ10-SET
VZQ-1820,VZQ-3012 VZQ-4506,VZQ-1812, VZQ-3007,VZQ-4504	VZQ18-SET

VZ-OPC Type

● **100V spec only**

Model	Order Code	Bit
VZ-1510-OPC	VZ-1510-OPC	H4
VZ-1510PS-OPC	VZ-1510PS-OPC	H4

pp.9-10

Accessories for better operation

● **Pistol Attachment for VZ drivers**

Model	Order Code	Driver model
PA-18 (Lever Start type)	PA-18	VZ-1820, VZ-3012 VZ-4506,VZ-1812 VZ-3007,VZ-4504
PA-18PS (Push start type)	PA-18PS	VZ-1820PS,VZ-3012PS VZ-4506PS,VZ-1812PS VZ-3007PS,VZ-4504PS

● **Angle attachment for VZ drivers**

Model	Order Code	Driver model
ANGLV-Z-CH (Hios shank)	ANGLV-Z-CH1	Lever Start type only
ANGLV-Z-XX (Hex shank)	ANGLV-Z-XX1	

p.11

Power Supply with Screw Counter Series

● **VZOP-STC (AC100V Only)**

Model	Order Code	Plug
VZOP-STC	VZOP-STC	A-1

● **CLT-70STC3**

Model	Order Code	Plug
CLT-70STC3	CLT-70STC-3	A-1
	CLT-70STC3-USA	A-2
	CLT-70STC3-EUHK	C
	CLT-70STC3-UKSP	BF
	CLT-70STC3-CN	S

Separete Counter

● **CLOP-SC1**

Model	Order Code
CLOP-SC1	CLOP-SC1

Plug

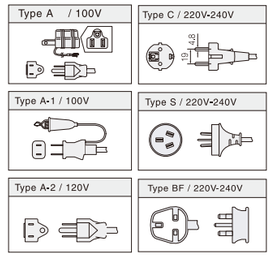

p.12

Cell type Screwdriver CD Series

● **Lever Start Type**

Model	Order Code	Bit
CD-4000	CD-4000	H4
	CD-4000X	1/4HEX
CD-5000	CD-5000	H4
	CD-5000X	1/4HEX
CD-6000	CD-6000	H5
	CD-6000X	1/4HEX
CD-7000	CD-7000	H5
	CD-7000X	1/4HEX

p.12

Cell type Screwdriver CD Series

● **Push-to-Start**

Model	Order Code	Bit
CD-4000PS	CD-4000PS	H4
	CD-4000PSX	1/4HEX
CD-5000PS	CD-5000PS	H4
	CD-5000PSX	1/4HEX
CD-6000PS	CD-6000PS	H5
	CD-6000PSX	1/4HEX
CD-7000PS	CD-7000PS	H5
	CD-7000PSX	1/4HEX

● **Carbon Brush of CD screwdriver**

Model	Carbon Brush
CD-4000	AB45-0420
CD-4000PS	
CD-5000	
CD-5000PS	
CD-6000	AB65-0490
CD-6000PS	
CD-7000	
CD-7000PS	

● **Battery**

Model	Order Code
CDB-12	CDB-12
CDS-12	CDS-12

● **Recharging unit**

Model	Voltage	Order Code	Plug
CDC-12	100 V	CDC-12M	A

Electric Tools SB Series Tapper

● **Code Type**

Model	Order Code	Notes
SB-400C	SB-400C	
	SB-400CNL	Noiseless Type
SB-650C	SB-650C	
	SB-650CNL	Noiseless Type

● **Power Units for Tapper**

Model	Order Code	Plug
SBT-50	SBT-50	A-1
	SBT-50-120USA	A-2
	SBT-50-220VDE	C
	SBT-50-230SP	BF
	SBT-50-220RCH	S
	SBT-50-240UK	BF

Peripherals

● **Vertical screwdriver Operating Stand**

Model	Model	Driver model
VMS-40	VMS-40	All models except VZ screwdriver
VMS-50	VMS-50	
VMS-50VZ	VMS-50VZ	Only for VZ screwdriver

● **Vacuum Pump (for suction screwdriver)**

Model	Order Code	Plug
VP-3	VP-3-120USA	A-2
	VP-3-220	C

● **Screwdriver cord**

Model	Order Code	Driver model
Flexible cord 2m	CL4-0610H-5P-2	CL,SS, α driver (5P)
Extension cord 3m	EXTCD-5P3M	
Extension cord 5m	EXTCD-5P5M	

● **Handy Screwdriver**

Model	Order Code	Bit
Handy Screwdriver for Clocks	WOOD-4	H4
Wood handle grip	WOOD-5	H5

■Order codes

pp.13-14

Digital Torque Meter Series

HP series

● **HP-10**

Model	Voltage	Order Code	Measuring	Shank
HP-10	AC100V	HPN-10-A1	N•m/N•cm	HIOS
		HPN-10X-A1		HEX
	AC120V	HPN-10-A2	N•m/lbf•in	HIOS
		HPN-10X-A2		HEX
		HPN-10-A3	N•m/kgf•cm	HIOS
		HPN-10X-A3		HEX
	AC220V-AC240V	HPN-10-C1	N•m/N•cm	HIOS
		HPN-10X-C1		HEX
		HPN-10-C2	N•m/lbf•in	HIOS
		HPN-10X-C2		HEX
		HPN-10-C3	N•m/kgf•cm	HIOS
		HPN-10X-C3		HEX
		HPN-10-D	N•m/lbf•in	HIOS
		HPN-10X-D		HEX

● **HP-100**

Model	Voltage	Order Code	Measuring	Shank
HP-100	AC100V	HPN-100-A1	N•m/N•cm	HIOS
		HPN-100X-A1		HEX
	AC120V	HPN-100-A2	N•m/lbf•in	HIOS
		HPN-100X-A2		HEX
		HPN-100-A3	N•m/kgf•cm	HIOS
		HPN-100X-A3		HEX
	AC220V-AC240V	HPN-100-C1	N•m/N•cm	HIOS
		HPN-100X-C1		HEX
		HPN-100-C2	N•m/lbf•in	HIOS
		HPN-100X-C2		HEX
		HPN-100-C3	N•m/kgf•cm	HIOS
		HPN-100X-C3		HEX
		HPN-100-D	N•m/lbf•in	HIOS
		HPN-100X-D		HEX

HDP series

● **HDP-5**

Model	Voltage	Order Code	Measuring	Shank
HDP-5	AC100V	HDPN-5-A1	N•m/N•cm	HIOS
		HDPN-5X-A1		HEX
	AC120V	HDPN-5-A2	N•m/lbf•in	HIOS
		HDPN-5X-A2		HEX
		HDPN-5-A3	N•m/kgf•cm	HIOS
		HDPN-5X-A3		HEX
	AC220V-AC240V	HDPN-5-C1	N•m/N•cm	HIOS
		HDPN-5X-C1		HEX
		HDPN-5-C2	N•m/lbf•in	HIOS
		HDPN-5X-C2		HEX
		HDPN-5-C3	N•m/kgf•cm	HIOS
		HDPN-5X-C3		HEX
		HDPN-5-D	N•m/lbf•in	HIOS
		HDPN-5X-D		HEX

● **HDP-50**

Model	Voltage	Order Code	Measuring	Shank
HDP-50	AC100V	HDPN-50-A1	N•m/N•cm	HIOS
		HDPN-50X-A1		HEX
	AC120V	HDPN-50-A2	N•m/lbf•in	HIOS
		HDPN-50X-A2		HEX
		HDPN-50-A3	N•m/kgf•cm	HIOS
		HDPN-50X-A3		HEX
	AC220V-AC240V	HDPN-50-C1	N•m/N•cm	HIOS
		HDPN-50X-C1		HEX
		HDPN-50-C2	N•m/lbf•in	HIOS
		HDPN-50X-C2		HEX
		HDPN-50-C3	N•m/kgf•cm	HIOS
		HDPN-50X-C3		HEX
		HDPN-50-D	N•m/lbf•in	HIOS
		HDPN-50X-D		HEX

pp.13-14

Digital Torque Meter Series

HDP series

● **HDP-100 (Option)**

Model	Voltage	Order Code	Measuring	Shank
HDP-100	AC100V	HDPN-100-A1	N•m/N•cm	HIOS
		HDPN-100X-A1		HEX
	AC120V	HDPN-100-A2	N•m/lbf•in	HIOS
		HDPN-100X-A2		HEX
		HDPN-100-A3	N•m/kgf•cm	HIOS
		HDPN-100X-A3		HEX
	AC220V-AC240V	HDPN-100-C1	N•m/N•cm	HIOS
		HDPN-100X-C1		HEX
		HDPN-100-C2	N•m/lbf•in	HIOS
		HDPN-100X-C2		HEX
		HDPN-100-C3	N•m/kgf•cm	HIOS
		HDPN-100X-C3		HEX
		HDPN-100-D	N•m/lbf•in	HIOS
		HDPN-100X-D		HEX

HM series

● **HM-10/HM-100**

Model	Order Code	Voltage
HM-10	HM-10	AC100V
	HM-10-120	AC110-120V
	HM-10-220	AC220-240V
HM-100	HM-100	AC100V
	HM-100-120	AC110-120V
	HM-100-220	AC220-240V

HIT series

● **HIT-200/HIT-500/HIT-2000**

Model	Order Code	Voltage
HIT-200	HIT-200	AC100V
	HIT-200-120	AC110-120V
	HIT-200-220	AC220-240V
HIT-500	HIT-500	AC100V
	HIT-500-120	AC110-120V
	HIT-500-220	AC220-240V
HIT-2000	HIT-2000	AC100V
	HIT-2000-120	AC110-120V
	HIT-2000-220	AC220-240V

Digital Torque Meter Series Accessories

● **Battery Charger for HP & HDP series**

Plug	Order Code	Plug
TCH-MULTI	TCH-MULTI	A plug
TCH-EU	TCH-EU	C plug

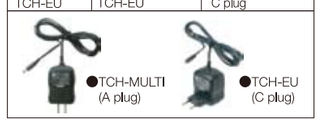

● **Detector cord for HDP series**

Model	Order Code	Plug
DPC-0506	DPC-0506	For HDP Series

● **Battery Charger for HM & HIT series**

Plug	Order Code	Voltage
TCH-100N	TCH-100N	AC100V(Japan)
TCH-120N	TCH-120N	AC110-120V (Korea, Taiwan, U.S.A., Canada)
TCH-230G	TCH-230G	AC220-240V (Hong Kong, Europe, China)
TCH-230B	TCH-230B	AC220-240V (Singapore, U.K., Australia)

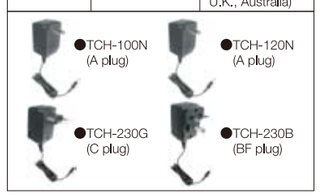

pp.13-14

Digital Torque Meter Series Accessories

● **HP Series Accessories**

Model		Order Code	Measuring range: N•m	Bit type
Fidaptor for HP-10	Standard	TF4G-Z	0.15-0.6	H4
		TF6SG-Z	0.15-0.6	※2
	Option	TF4S-Z ※1	Less than0.25	H4
		TF6U-Z ※1	3-9	1/4HEX
Fidaptor for HP-100	Standard	TF5G-Z	0.5-3	H5
		TF6XG-Z	0.5-3	※2
	Option	TF6UP-Z ※1	3-9	1/4HEX
Driver Shaft		TF6XG-0010		※2
		TF5G-0010-4		H4
Fidaptor Buffer Spring		CL65-0040	0.15-0.6	
Grease		TF-G3		

※1: Without Safety Guard
※2: Hex shank (Convertible Shaft) 5mm Subtense (Upper),6.35mm Subtense (Lower)

● **HM Series Accessories**

Model		Order Code	Measuring range: N•m	Screw size
Fidaptor for HM-10	Standard	TFM26-Z	0.15-0.6	M2.6
	Option	TFM20-Z	Less than0.25	M2.0
Fidaptor for HM-100	Standard	TFM40-Z	0.5-3	M4.0
Fidaptor Buffer Spring		CL65-0040	0.15-0.6	

● **Detector cord for HDP/HM/HIT Series**

Model	Order Code
Detector cord	DPC-0506

pp.15-16

Automatic Screw Feeder

● **HSF series**

Model	Order Code	Nominal dia.
HSF-10	HSF-10	M1.0
HSF-12	HSF-12	M1.2
HSF-14	HSF-14	M1.4
HSF-17	HSF-17	M1.7
HSF-20	HSF-20	M2.0
HSF-26	HSF-26	M2.6
HSF-30	HSF-30	M3.0

● **Rails**

Order Code	Nominal dia.
HS-WR10	M1.0
HS-WR12	M1.2
HS-WR14	M1.4
HS-WR17	M1.7
HS-WR20	M2.0
HS-WR26	M2.6
HS-WR30	M3.0

● **HS series**

Model	Order Code	Nominal dia.
HS-40	HS-40-EC	M4.0
HS-50	HS-50-EC	M5.0

● **Rails**

Order Code	Nominal dia.
HS-R40	M4.0
HS-R50	M5.0

● **HSⅢ series**

Model	Order Code	Nominal dia.
HSⅢ-10C	HS-10-3-EC	M1.0
HSⅢ-12C	HS-12-3-EC	M1.2
HSⅢ-14C	HS-14-3-EC	M1.4
HSⅢ-17C	HS-17-3-EC	M1.7
HSⅢ-20	HS-20-3-EC	M2.0
HSⅢ-23	HS-23-3-EC	M2.3
HSⅢ-26	HS-26-3-EC	M2.6
HSⅢ-30	HS-30-3-EC	M3.0

● **Rails**

Order Code	Nominal dia.
HS-SR10	M1.0
HS-SR12	M1.2
HS-SR14	M1.4
HS-SR17	M1.7
HS-SR20	M2.0
HS-SR23	M2.3
HS-SR26	M2.6
HS-SR30	M3.0

● **HS-RB series**

Model	Order Code	Nominal dia.
HS-40RB	HS-40RB-EC	M4.0
HS-50RB	HS-50RB-EC	M5.0

● **Rails**

Order Code	Nominal dia.
HS-R40RB	M4.0
HS-R50RB	M5.0

● **HSⅢ-RB series**

Model	Order Code	Nominal dia.
HSⅢ-14CRB	HS-14-3RB-EC	M1.4
HSⅢ-17CRB	HS-17-3RB-EC	M1.7
HSⅢ-20RB	HS-20-3RB-EC	M2.0
HSⅢ-23RB	HS-23-3RB-EC	M2.3
HSⅢ-26RB	HS-26-3RB-EC	M2.6
HSⅢ-30RB	HS-30-3RB-EC	M3.0

● **Rails**

Order Code	Nominal dia.
HS-SR14RB	M1.4
HS-SR17RB	M1.7
HS-SR20RB	M2.0
HS-SR23RB	M2.3
HS-SR26RB	M2.6
HS-SR30RB	M3.0

■Order codes

pp.15-16

Automatic Screw Feeder Standard Accessories

● **AC Adaptor**

Voltage	Order Code	Screw Feeder model
AC100V-240V	HSF-AD	HSF
AC100V	HS-AD	HS,HSⅢ,HS-RB,HSⅢ-RB
AC220V-240V	HS-AD220	

■HIOS Product Catalogs

Brushless Driver clean to the environment.

Introducing high quality Brushless motor, no more emission of carbon contamination. Simple design helps to use less consumables and also increased durability. Brushless drivers are harmless to the people and treh environments.

- Increase of driver temperature is 30% less.
- Power consumption is 50% less (for VB series).
- EMI p-p level is 65 to 85% less (for BL series).

(with HIOS internal data comparison)

■ **Brushless Screwdriver General Catalog**

Full of variation from DC type to AC type drivers.

■ **PG Brushless Screwdriver General Catalog**

3 functions:[Fasten],[Judging],[Recording]are available with this driver.
Monitoring and controlling.

HIOS PAT. SCREW

The HIOS's unique fastening system, which was developed with demand of functionality, durability and workability, solves screw fastening errors and offers highly reliable fastening and stable Quality Control.

- Prevention of Cam out phenomenon
- Excellent fit with driver bits
- Less thrust required
- Improvement in durability of driver bits
- Reduction in worker's fatigue
- Perfect match with automatic screw fastening machines
- Improvement in Quality Control and productivity
- Easy to loosen in recycling process and maintenance of your products

■ **TOTSUPURA SCREW** PAT.
(Cross recess)

■ **CLOVER SCREW** D.PAT.
(Cross recess)

■ **INTR HEX** US PAT.
(Hexagonal hole)

■ **INTER-TPRQ** US PAT.
(Hexalobura)

Catalog is available by downloading from HOIS web site.
➡ ***www.hios.com***