

MJBA2200 Heavy Duty Turnbuckle Jib Crane




Knight Global's MJBA2200 Turnbuckle Jib Crane is ergonomically designed to accommodate workstations where ceiling heights are inconvenient for an overhead crane system. This series offers a large tool coverage area with a single rotating rail on a floor-mounted pedestal. It also has a level adjustment screw used to adjust the pitch of the rail and an adjustable hard stop.

Knight Jib Cranes have Timken® Tapered Roller bearings that provide a smooth 360 degree rotation and have boom lengths available up to 10 ft. [3m].

MAX. BOOM LENGTH: Up to **10 ft. [3.0m]**
MAX. CAPACITY: **745 lbs. [337kg]**

Features & Benefits

- For low headroom clearance applications.
- Timken® thrust bearing design eases rotational effort.
- Level Adjustment End Bracket used to adjust pitch of rail.
- 360 degree rotation (Optional Fitting #JSA9137).
- Maximum Under Rail Clearance Height:
Up to **15 ft. [4.5m]**.



Optional Hose Management: Part # JSA9135

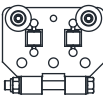
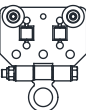
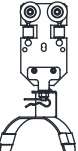
For more information, please contact a Knight Global representative.





ORDER # : MJBA2200A_10_10

	Post Height "B"	Rail Length "A"
MJBA2200A	XX	XX
	Specify Height [Max 15 ft.] (Feet)	Specify [Max 10 ft.] (Feet)

Optional		
RAIL	MODEL #	TROLLEY
Knight RAD4110 Trolley	MRTA4003	
Knight RAD4110 Trolley	MRTA4029	
Knight RAD4110 HoseTrolley	MRMA4215	

For more information, please contact a Knight Global representative.



"Due to continuous product development, Knight Global reserves the right to alter product specifications without prior notice."
Knight Global (248) 377-4950 www.knightglobal.com