


The JBC logo is displayed in a bold, red, sans-serif font at the top center of the image.

JBC

www.jbctools.com



Repair under control
The fastest desoldering ever seen

Hot Air Stations

Use hot air to repair any SMDs and even the largest QFPs and PLCCs
An average-sized integrated QFP can be desoldered in **20 seconds**

Precision Hot Air Station

Ref. **TESE-1A** 120 V

TESE-2A 230 V

TESE-9A 100 V

To repair small and medium SMDs quickly and safely.
Supplied with the **TE-TB** heater set, the stand **TE-SD** and the extractor desk **0008752**.

Precision Hot Air Station without extractor desk

Ref. **TESE-1QA** 120 V

TESE-2QA 230 V

TESE-9QA 100 V

Hot Air Station without extractor desk

Ref. **JTSE-1QA** 120 V

JTSE-2QA 230 V

JTSE-9QA 100 V

Hot Air Station

Ref. **JTSE-1A** 120 V, **JTSE-2A** 230 V, **JTSE-9A** 100 V

High-powered stations for repairing all kinds of SMD components.

Supplied with the **JT-TA** heater set, the stand **JT-SD** and the extractor desk **0008752**.



**For quick
and safe
desoldering**

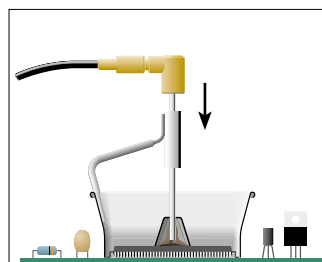
Desk

Ref. **0008752**

With JBC's exclusive system which uses hot air and a wide range of extractors / protectors, you can desolder quickly and at the same time protect the surrounding components by concentrating the heat on the selected component.


1. Placing

Choose the extractor, tripod or protector which best fits the component.



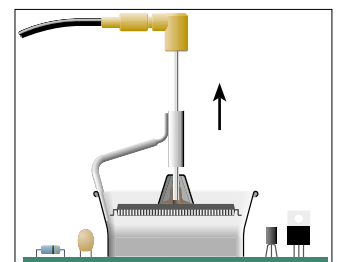
2. Heating

While you apply the heat to the component, the surrounding elements are protected.



3. Extracting

Automatic withdrawal of the desoldered component.



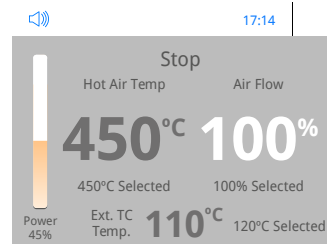
Control the air flow and temperature

2 work modes to choose from



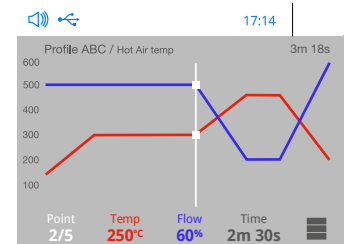
Manual mode

In manual mode the operator can set **temperature** values and **air flow** rate depending on the task.



Profile mode

In this mode the operator can **set up** or **edit** as many as **25 profiles** of temperature and air flow.



Control thermocouple Ref. PH218

Read the temperature at a specific point on the PCB.

It helps **protect** components or an area on the PCB. It **regulates** and **controls** temperature with greater **precision** in either manual mode or via the profiles.



Auto-stop function

Hot Air Supports Ref. JT-SD & TE-SD

Safer and more efficient
The **auto-stop** function is a safety measure which guarantees the heat is automatically cut off when the tool is in the stand. This also means you save power and extend the life of the tip.

Auto-Start

When you select this function the tool automatically heats up when it is lifted from the stand.

Pedal

When you select this function the tool will only heat up when the pedal is pressed.



Adjustable holder

You can adjust the holder to suit your posture while working.



Quick tip change

Changing the tip is done quickly and safely so you do not interrupt your rhythm.

Communications

The Hot Air stations have different connectors so data is shared with other equipment.

Widen your range of tasks!



Specifications

Dimensions	JT / TE	148 x 184 x 140 mm
Weight	JT	5.7 Kg (12.6 lb)
	TE	5.4 Kg (11.9 lb)
Ref. - Voltage (AC) / Fuse	JTSE-1A / TESE-1A - 120 V / 8A	
	JTSE-2A / TESE-2A - 230 V / 4A	
	JTSE-9A / TESE-9A - 100 V / 8A	
Air flow rate	JT	10 - 50 SLPM
	TE	3 - 17 SLPM

Select Temperature	JT / TE	Room Temp. / 150 - 450 °C (300 - 840 °F)
Nominal power	JT	700 W
	TE	300 W
Ambient temperature at the workbench	JT / TE	10 - 40 °C (50 - 104 °F)
Vacuum	JT / TE	30% / 228 mmHg / 9 inHg
Power	JT / TE	3A (230 V), 6A (120 V), 7A (100 V)

Accessories

Choose the model to suit your needs

Heater set

Ref. **TE-TB**



Ref. **JT-TA**



Nozzles TE

	Ref.	Size (mm)
Bent	TN9787	Ø 3
	TN9785	Ø 4
	TN9782	Ø 5
Straight	TN9209*	Ø 3
	TN9208*	Ø 4
	TN9080*	Ø 5

*Supplied with the TE desk

Nozzles JT

	Ref.	Size (mm)
Bent	JN2015 *	Ø 4
	JN2012 *	Ø 6
	JN6633	Ø 8
Straight	JN2020 *	Ø 8
	JN8417	Ø 10
Flat	JN7637	10 X 2
	JN7638	20 X 2
	JN7639	30 X 2

*Supplied with the JT desk

Protectors

	Ref.	Size (mm)
	P3353	4,3 x 3
	P3786	5,2 x 5,2
	P3352	5,2 x 7,5
	P3355	5,2 x 9,5
	P3356	6,2 x 4,2
	P3785	7,2 x 7,2
	P3784	8,2 x 8,2
	P4035	9 x 13
	P4040	9,5 x 19
	P4080	9,5 x 21

	Ref.	Size (mm)
	P2220 *	10 x 10
	P4045	10,5 x 21
	P4090	11 x 16
	P2235 *	12 x 17
	P1249	12 x 23
	P4000 *	12,5 x 12,5
	P1593	13 x 31,5
	P3354	13,2 x 13,2
	P4025	13,5 x 21,5
	P2230 *	15 x 15

	Ref.	Size (mm)
	P4010 *	17 x 17
	P4005	18 x 29
	P4030	18,5 x 18,5
	P1068	18,5 x 24
	P2685	28,5 x 28,5
	P4085	31,5 x 31,5
	P2672	33 x 46
	P4002	50 x 50
	P3357	52,5 x 14

*Supplied with the JT & TE desks

Extractors

	Ref.	Size (mm)
	E2052 *	20 x 20
	E2064 *	20 x 26
	E2184 *	24 x 24
	E2068	27 x 27
	E4020	28,5 x 28,5
	E4015	31,5 x 31,5
	E2084	33 x 33
	E2100	38 x 38
	E2124	45 x 45

*Supplied with the JT & TE desks

Tripods

	Ref.	Size (mm)
	T2050 *	Ø 39
	T2250 *	Ø 85

Manual extractor

	Ref.	Size (mm)
	E2190	Ø 7



Extractor Desk
Ref. **0008752**

Why use an RWB?

It **supports** the
Hot Air heater and
leaves the operator
free

It allows
full access
to the whole
work area

The Rework Arm for Hot Air stations

Ref. **RWB-A**, **RWS-A**, **RWT-A**

Once the arm has been positioned and the Hot Air stations profiles have been selected (temperature, air flow and time) this means you can fix the tool in place for when you need to repeat the operation for the same batch of PCBs.

Vertical movement

Thanks to the multiple arm joints
the height of the arm can be adjusted
to suit all components whatever their size.



Specifications

	RWB-A	RWS-A	RWT-A
High	386,5	386,5	386,5
Base	480 x 550	270 x 400	
Arm lenght	444,5	444,5	444,5



The arm's **vertical movement** adapts to all your needs

Swivel clamp

This keeps the hose away from the work area to keep it free of obstacles.

Articulated arm

It facilitates access to the work area by holding the arm in place once the knobs have been tightened.



It has clamps to fix both the JT-TA & TE-TB heaters.

Preheaters for PCBs

Obtain maximum quality in soldering without thermal stress

The complete answer to pre-heating PCBs. There are **two** independent heating **areas** with **uniform** heat distribution.

Infrared Preheater set

Ref. **PHS-1KB** 120 V, **PHS-2KB** 230 V, **PHS-9KB** 100 V

This is the best way to preheating **small** PCBs.

Convection Preheater set

Ref. **PHB-1KA** 120 V, **PHB-2KA** 230 V, **PHB-9KA** 100 V

Essential for soldering in **multilayered circuits**.

Preheater

Ref. **PHS-B**
PHB-A

Designed to give maximum heating uniformity which guarantees the best results.



Preheater support PHS-SA , PHB-SA

Ref. **PHS-SA**
PHB-SA

It has different slots in the base which enable a correct alignment of the heater.

Console

This comes with **3 pre-set temperature profiles** and 20 more which the operator can set depending on the task.

Comparison between Preheaters

Technical specifications

	PHS-B	PHB-A
Heating area	65 x 135 mm (1 zone) 130 x 135 mm (2 zones)	180 x 277 mm (1 zone) 360 x 277 mm (2 zones)
Voltage – maximum power	PHS-1B 120V, 50 / 60Hz - 500 VA PHS-2B 230V, 50 / 60Hz - 500 VA PHS-9B 100V, 50 / 60Hz - 500 VA	PHB-1A 120V, 50 / 60Hz - 1800 VA PHB-2A 230V, 50 / 60Hz - 2000 VA PHB-9A 100V, 50 / 60Hz - 1500 VA
Heating system	Infrared	Convection
Temperature range	50 - 250 °C (120 - 482 °F)	50 - 250 °C (120 - 482 °F)
Maximum work time	600 min. o indefinite	600 min. o indefinite
JBC set temperature profiles	3 profiles (2, 3 or 4 steps)	3 profiles (2, 3 or 4 steps)
Operator's temperature profiles	up to 20 (6 steps per profile)	up to 20 (6 steps per profile)
Temperature measurement	Thermocouple type K	Thermocouple type K
Dimensions	173 x 282 x 41 mm	404 x 440 x 41 mm
Weight	2,9 kg (6.4 lb)	7,2 kg (15,9 lb)

