



SRF

Ultimate precision using LED or LASER emissions for high resolution

- Visible red emission models
- High resolution LASER models
- Sensitivity adjustment trimmer and DARK/LIGHT selectors
- Industrial metal housing with glass lenses



SENSORS

APPLICATIONS

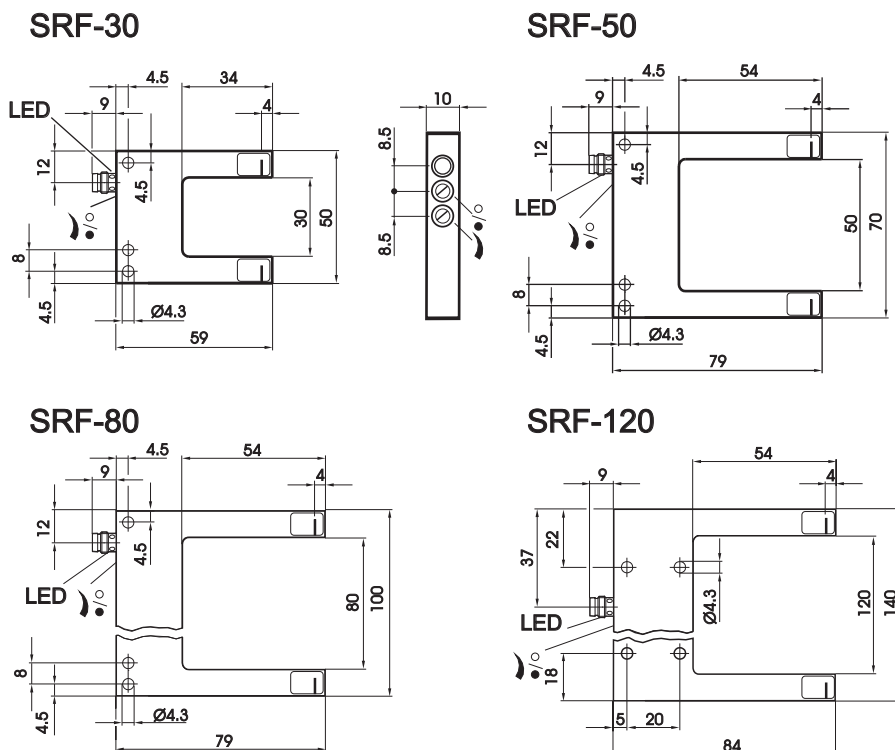
- Packaging and labeling machinery
- Automotive
- Packaging lines



SRF-30/50/80/120		
Slot width	30 mm (SRF-30) 50 mm (SRF-50) 80 mm (SRF-80) 120 mm (SRF-120)	
Slot depth	34 mm (SRF-30) 54 mm (SRF-50/80/120)	
Switching frequency	1,5 kHz 5 kHz (class 2 LASER)	
Light emission	red LED red LASER (class 2)	
Setting	trimmer	
Power supply	Vdc	10...30 V
	Vac	
	Vac/dc	
Output	PNP	▪
	NPN	▪
	NPN/PNP	
	relay	
Connection	other	
	cable	
	connector	▪
Approximate dimensions (mm)	pig-tail	
		10x50x59 (SRF-30)
		10x70x79 (SRF-50)
		10x100x79 (SRF-80)
Housing material		10x140x84 (SRF-120)
Mechanical protection		Aluminium IP67

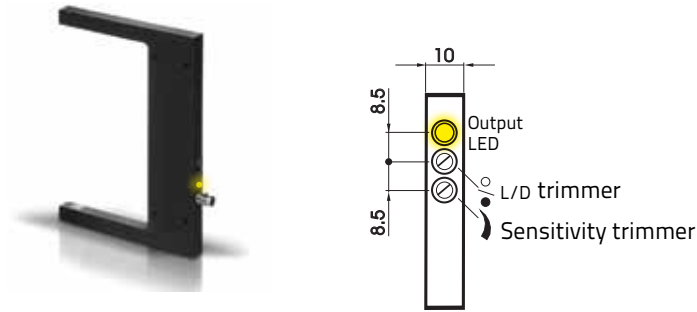
TECHNICAL DATA	
Power supply	10 ... 30 Vdc (reverse polarity protection)
Ripple	2 Vpp max.
Consumption (output current excluded)	35 mA max.
	20 mA max. (Laser mod.)
Light emission	red LED 640 nm
	red Laser 650 nm
Setting	sensitivity trimmer and N.O./N.C. trimmer
Operating mode	LIGHT/DARK configurable
Indicators	yellow LED
Output	PNP or NPN; NO; NC
Output current	200 mA max.
Saturation voltage	3 V max. PNP, 2,5 V max. NPN
Response time	333 μ s
	100 μ s (Laser mod.)
Switching frequency	1,5 kHz
	5 kHz (Laser mod.)
Connection	M8 3-pole connector
Dielectric strength	500 Vac, 1 min between electronics and housing
Insulating resistance	>20 M Ω , 500 Vdc between electronics and housing
Electrical protection	class 1
Mechanical protection	IP67
Ambient light rejection	5 kLux
Vibrations	0,5 mm amplitude, 10 ... 55 Hz frequency, for every axis (EN60068-2-6)
Shock resistance	11 ms (30 G) 6 shock for every axis (EN60068-2-27)
Slot width	30, 50, 80, 120 mm
Resolution	0,3 mm (mod. SRF...30), 0,5 mm (mod. SRF...50/80), 0,8 mm (mod. SRF...120)
	0,05 mm (Laser mod. SRF...30), 0,08 mm (Laser mod. SRF...50), 0,1 mm (Laser mod. SRF...80), 0,15 mm (Laser mod. SRF...120)
Housing material	GDZn
Lens material	glass
Operating temperature	-10 ... 60 °C
Storage temperature	-20 ... 70 °C
Weight	36 g (mod. SRF...30), 54 g (mod. SRF...50), 77 g (mod. SRF...80), 118 g (mod. SRF...120)
	66 g (Laser mod. SRF...30), 110 g (Laser mod. SRF...50), 135 g (Laser mod. SRF...80), 210 g (Laser mod. SRF...120)

DIMENSIONS



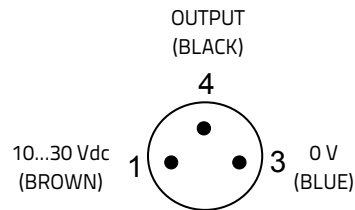
INDICATORS AND SETTINGS

ALL MODELS



CONNECTIONS

M8 CONNECTOR



MODEL SELECTION AND ORDER INFORMATION

OPTIC FUNCTION	EMISSION	CONNECTION	OUTPUT	MODEL	ORDER No.
Fork sensor (30 mm)	Red LED	M8 Connector	PNP	SRF-30-5-P	95B020050
	LASER		NPN	SRF-30-5-N	95B020090
			PNP	SRF-L-30-5-P	95B020130
Fork sensor (50 mm)	Red LED	M8 Connector	PNP	SRF-50-5-P	95B020060
	LASER		NPN	SRF-50-5-N	95B020100
			PNP	SRF-L-50-5-P	95B020140
Fork sensor (80 mm)	Red LED	M8 Connector	PNP	SRF-80-5-P	95B020070
	LASER		NPN	SRF-80-5-N	95B020110
			PNP	SRF-L-80-5-P	95B020150
Fork sensor (120 mm)	Red LED	M8 Connector	PNP	SRF-120-5-P	95B020080
	LASER		NPN	SRF-120-5-N	95B020120
			PNP	SRF-L-120-5-P	95B020160

CABLES

TYPE	DESCRIPTION	LENGTH	MODEL	ORDER No.
Axial M8 connector	3-pole, Grey, P.V.C.	3 m	CS -B1-01-G-03	95A251490
		5 m	CS -B1-01-G-05	95A251510
Radial M8 connector		3 m	CS -B2-01-G-03	95A251500
		5 m	CS -B2-01-G-05	95A251520

